



North Downs Home Learning Projects and Activities

Year 1 - 24th April 2020

We are aware that not everyone has access to a computer. Most activities your child can do without a computer.

Highlighted in yellow are the online resources you could use if you so wished.

Weekly Maths Tasks

(Aim to do 1 per day)

Weekly Writing Tasks

(Letter Writing - Aim to do 1 per day)

Warm up mental maths; 5 mins each day

www.topmarks.co.uk

Hit the button

www.whiterosemaths.com

Home Learning Year 1 Summer Term Week 1

Work through the activities on the White Rose Website. If you cannot access this then please use the notes provided on here for activities to complete.

Lesson 1 - Make doubles

Practice doubling numbers to 10 and then 20

Roll a dice or use playing cards and double the number shown.

Write a sentence and an addition calculation in your book e.g. Double 1 is 2. $1+1=2$

Lesson 2 - Make equal groups (grouping)

Use several pairs of socks. Count how many individual socks there are and how many pairs of socks there are.

Use counters/pasta/marbles and share into 2 equal groups. Draw this in your book and write a sentence - There are ... counters altogether.

There are 2 equal groups of ... counters.

Try doing this again but sharing into 5 equal groups and then 10 equal groups.

Lesson 3 - Make equal groups (sharing)

Use counters or pasta to share into equal groups. Start with a small number e.g. 8 and share into 2 equal groups. How many are in each group?

Draw the groups and write a sentence e.g. 8 counters shared into 2 equal groups is 4.

Then move on to bigger numbers and share them into 2 groups, 5 groups and 10 groups and do the same.

Lesson 4 - Find a half (1)

Use a piece of paper and try folding it in half different ways. What do you notice about the pieces? How many pieces have you got?

Perhaps use some fruit/vegetables and have a go at cutting them in half. Look at the pieces you have made. Are they the same?

Have a go at the Finding a half sheet worksheet.

WALT: Use correct punctuation and spelling.

Children to receive a letter from the teachers (see attached word document)

Explain that you have written to them all telling them about a visit to see Monet's Lily pond.

Children to rewrite the letter correcting mistakes and layout.

WALT: Correctly organise a letter.

Receive a letter from Monet telling children about key facts of his life.

Children to write a letter back telling 'Monet' about themselves. This can include a little bit about their family, where they live and their hobbies. Can they include a question? These can be posted back to school if you wish.

WALT: Ask questions and use?

Read 'Dear Greenpeace' (see link below). Ask questions about what they think would live in a pond. Look at bbc bite size pond life clip afterwards As they read this see if your child can identify answers and questions?

<https://www.slideshare.net/LouiseVanLaar/dear-greenpeace>







Children to choose a page to copy as handwriting practise.

WALT: Create a postcard

Maybe you have some old postcards you could look at or use the examples attached. Encourage your child to write a postcard to someone special, maybe a Grandparent. Get the children to design the front of their postcard with a picture of Monet's pond or some wild flowers. Do not post until tomorrow

WALT: Use a simple word programme.

Using the postcard written yesterday, children to write their postcard up onto a simple word document. Try to write at least one sentence from the postcard but do all if you can. Can you find the caps lock for a capital, space bar and full stop?

| Weekly Phonics/Spellings Tasks (Aim to do 1 per day) | Weekly Reading Tasks (Aim to do 1 per day) | |
|---|--|--|
| <p>Interactive games found on link below.</p> <ul style="list-style-type: none">• www.phonicsplay.co.uk• www.topmarks.co.uk• www.educationcity.com <p>A week project</p> <p><u>Monet's Boards Game</u></p> <p>Make your own flash card board game with a Monet theme. For example:</p> <p>Make phonic flower flash cards and a board that winds through Monet's garden with different flowers on it. If you land on a flower pick a flash card to read. If you read the sound correctly you can keep it and move on. If not stay where you are and try again next time. The first person to the famous green bridge wins!</p> <p>Flash cards to include the sounds</p> <p>ay saying 'ai' - day, may, say, play, clay, tray, spray</p> <p>oy saying 'oi' - boy, toy, joy, enjoy, annoy,</p> <p>ie saying 'igh' - pie, lie, tie, die, cries, tries, spied, fried</p> <p>ea saying 'ee' - sea, bead, read, seat, meat, heap, treat, least</p> <p>You could even include a rule in spell common exception words. E.g if you roll a six you have to spell a common exception word or if you land on a pink flower.</p> <p>Scan some pages of a book. Write down words you see using your chosen phoneme. Make a rhyming list; play around with made up words. Make your own word search.</p> | <p>Reading a variety of books at home.</p> <p>Your child could share a book everyday. This can be reading a book aloud everyday or sharing a book with an adult.</p> <ul style="list-style-type: none">• Listen to a story read: https://www.storylineonline.net/• Watch Newsround and find out what is happening in the world. What did you find out? Is there anything you need help understanding?• Pick a book from http://www.scholasticlearningzone.com/ Add the code 3WVG followed by individual login. Choose a book from the book band you are on.• Write a simple blurb for the book you read above.• Have a go at the reading comprehension Seren's seasons (pdf document). There are 3 sets of questions. Have a look and decide which level of questions you would like to attempt. | |
| <div></div> <div>Learning Project - to be done throughout the week: Step into Monet's garden (These are things to do through the week...aim for two or more if you can)</div> <div></div> | | |
| <p>Stem challenge; Make a paper/cardboard bridge.</p> <div></div> <div></div> | <p>Painting Monet's garden https://elementaryartfun.blogspot.com/search/label/Monet%27s%20garden</p> <div></div> | <p>Make a Lilly pad https://www.youtube.com/watch?v=xMZJnEnf1qI</p> <div></div> |

Go in search of a bluebell wood and take some photos. Can you find where the bluebells were on google maps?



<https://www.bbc.co.uk/bitesize/clips/zfntsbk>

Pond life.

Science - have a look at the Parts of a plant PowerPoint and then have a go at the flower/plant hunt (pdf sheet) either in your garden or when you go out as part of your daily exercise.

Purple mash - keep checking the blog and do let us know how you are getting on

www.charanga.com

www.youtube.com Joe Wickes/ Cosmickidsyoga