


Journalism Week 2

I can use a checklist and some prompts to plan a newspaper report.

Success Criteria

- I understand the purposes of the features of newspaper reports.
- I can gather information to help write a plan for a newspaper report.



Journalism Week 2- Day 1

Reading Comprehension-Tim Peake

There are 3 versions of this comprehension task. Please choose the one that suits you. You will find this as a pdf in the Year 5 resource area.

Tim Peake

Early Life
Timothy Nigel 'Tim' Peake was born in Chichester, West Sussex, on 7th April 1972, and grew up in a nearby village. Tim and his older sister, Fiona, enjoyed a stable upbringing and ordinary family life. Their mother, Angela, worked as a midwife and their father, Nigel, who was a journalist, had always been interested in aircraft. He took Tim to air shows from an early age. This is where Tim's fascination with flying began.

He started at the Chichester High School for Boys in 1983, leaving in 1990 to attend the Royal Military Academy Sandhurst.

Military Career
Despite having been interested in stars and the universe as a child, as a career choice Tim followed his passion for flying and trained to be a pilot resulting in an eighteen-year military career flying all types of helicopters and aircraft.

Tim later trained to be an instructor, before flying Apache helicopters in Texas with the US Army. On his return to the UK, the Apache was being introduced into the British Army so Tim helped develop the training programme.

Tim left the army in 2009 after completing over 3000 flying hours to become a test pilot.

Training Success
In 2008, when the European Space Agency (ESA) announced it was accepting applications for new astronauts, Tim saw the advert online and decided it was too good an opportunity to miss. His application joined 8000 others!

In 2009, following various exams, Tim received a phone call from the ESA offering him a place to train to be an astronaut with the European Astronaut Corps.

Basic training involved learning all of the knowledge needed to become an astronaut including: space law, rocket propulsion and space flight engineering. Tim also had to learn to speak Russian (the language used by the ESA training programme). As training progressed, Tim learnt survival skills and how to move in zero gravity.



Journalism Week 2-Day 2.

Headlines

Gotham City Chronicle
Friday, November 15, 2013 | PRINTED ON RECYCLED PAPER | 50¢ *****

BATKID SAVES CITY

Hooded hero nabs Riddler, rescues damsel in distress

By Clark Kent

Gotham City was saved from apparent ruin Friday when a pint-sized superhero saved the city from myriad public enemies.

Strangely clothed in dark armor, a cape and pointy-eared mask, this new hero burst into the Nob Hill neighborhood just in time to rescue a woman from the Hyde Street cable car tracks.

This reporter has learned that shortly thereafter, the masked crusader — dubbed “Batkid” due to his spritely stature and unusual attire — also stopped a bizarre daytime bank robbery, seizing the infamous Riddler as he attempted to make off with the life savings of Gotham’s citizens.

“These are not the daring feats of just any hero,” Mayor Ed Lee said. “This is clearly the work of a SUPER hero, one that we are proud to call a resident of Gotham.”



Photo provided by The Chronicle

The elusive Batkid caught on film.

Revising the Features

Which features are the arrows pointing to? Can you work them out?

name of newspaper

headline

sub-headline

byline

introductory paragraph

main paragraph

picture

caption


conclusion

THE SPACE TIMES

SPACE WALKING TERROR!

Leaky Helmet Cuts Short Space Walk for Tim Peake

by John Smith



Yesterday, Tim Peake and fellow astronaut, Colonel Kopra, conducted a space walk to fix an outer part of the ISS. However, the walk had to be cut short when it emerged there was a leak in the spacesuit Tim Kopra was wearing.

Occasionally, the ISS requires some external maintenance. Astronauts wear full space suits in order to go outside and make the necessary repairs. An electricity box had failed and both Tim Peake and US astronaut, Colonel Kopra went on the space walk to fix it. They had completed this task when danger began developing.

The International Space Station, which the astronauts were repairing, is pictured here.

After fixing the electrical box, Colonel Kopra reported, "a small amount," of water inside his helmet. The astronauts reacted quickly and aborted the mission returning inside the ISS. Whilst, Colonel Konrad was unharmed, a similar fault had led to a life-threatening incident in 2013 when an astronaut wearing the same spacesuit found his vision was restricted by a large amount of water leaking into the helmet. NASA is investigating the fault to ensure it doesn't happen again.

No further space walks are planned for the rest of Tim Peake's mission so the astronauts will be focusing on maintenance inside the ISS and further experiments.

Revising the Features

Which features are the arrows pointing to? Can you work them out?

name of newspaper

THE SPACE TIMES

headline

sub-headline

SPACE WALKING TERROR!

byline

Leaky Helmet Cuts Short Space Walk for Tim Peake

by John Smith


introductory paragraph

main paragraph

picture

caption

conclusion



Yesterday, Tim Peake and fellow astronaut, Colonel Kopra, conducted a space walk to fix an outer part of the ISS. However, the walk had to be cut short when it emerged there was a leak in the spacesuit Tim Kopra was wearing.

Occasionally, the ISS requires some external maintenance. Astronauts wear full space suits in order to go outside and make the necessary repairs. An electricity box had failed and both Tim Peake and US astronaut, Colonel Kopra went on the space walk to fix it. They had completed this task when danger began developing.

The International Space Station, which the astronauts were repairing, is pictured here.

After fixing the electrical box, Colonel Kopra reported, "a small amount," of water inside his helmet. The astronauts reacted quickly and aborted the mission returning inside the ISS. Whilst, Colonel Konrad was unharmed, a similar fault had led to a life-threatening incident in 2013 when an astronaut wearing the same spacesuit found his vision was restricted by a large amount of water leaking into the helmet. NASA is investigating the fault to ensure it doesn't happen again.

No further space walks are planned for the rest of Tim Peake's mission so the astronauts will be focusing on maintenance inside the ISS and further experiments.

Why Is It There?

Can you match up the features with their purpose? Your teacher may want you to complete this on the **Journalism week 2- Day 2 Why Is It There? Activity Sheet.**

Features of a newspaper:

- ✓ name of newspaper
- ✓ headline
- ✓ sub-headline
- ✓ byline
- ✓ introductory paragraph
- ✓ main paragraphs
- ✓ picture
- ✓ caption
- ✓ conclusion

To tell you the name of the paper.

To grab your attention and make you want to read the article.

To give you some basic information about the story and entice you to read on.

To tell you who wrote the article.

To give you a little more information about what the headline means.

To give you more information in a visual way.

To give more detailed information in sections.

To explain what is happening in the picture.

To sum up the whole article or tell you what might happen next.

Why Is It There?

How did you get on?

Features of a newspaper:

name of newspaper

To tell you the name of the paper.

headline

To grab your attention and make you want to read the article.

sub-headline

To give you a little more information about what the headline means.

byline

To tell you who wrote the article.

introductory paragraph

To give you some basic information about the story and entice you to read on.

main paragraphs

To give more detailed information in sections.

picture

To give you more information in a visual way.

caption

To explain what is happening in the picture.

conclusion

To sum up the whole article or tell you what might happen next.

This week we will learn how to put a newspaper report together.

We start by looking at newspaper headlines.

- **The headline is designed to grab attention and encourage you to read the article.**
- **It should be snappy with no more than 8 words.**
- **The headline might use word play or use a pun.**
- **It might be humorous or dramatic!**
- **It might use alliteration or rhyme.**

Print Newspaper Headlines

Newspaper headlines need to be:

- Eye-catching
- A title for the news story
- Short and snappy.

Try It

Below are 5 explanations of news stories. Your job is to write the headline for them.

1. A boy finds a stash of gold Roman coins in the local park.
2. A girl from your local area is chosen for the Team GB Gymnastic team at the 2020 Olympics.
3. A giraffe escapes from a zoo and makes it down the road into the supermarket car park.
4. 500 dogs and their owners do a 5km run and raise thousands for charity.
5. A bridge in a local town falls into the river causing chaos for the town.

Continue It

Why not read your headlines out in the style of TV news headlines... or even create TV news reports about these stories? [This](#) might help!

How did you get on? Here are a few ideas:

BOY FINDS ROMAN TREASURE IN LOCAL PARK.

LOCAL GIRL CARTWHEELS INTO 2020 G.B.
GYMNASTIC TEAM.

GIRAFFE TAKES SHOPPING TRIP FOR SUPPLIES.

2 AND 4 LEGGED FRIENDS RAISE THOUSANDS FOR
CHARITY.

BRIDGE CHAOS!

Here are some of the language effects used to make headlines:

Pun : word in a sentence that can have two meanings-homophone!

write/right, bare/bear, flower/flour, hare/hair.

Letter Play : change a letter or a part of the word to give a double meaning.

Alliteration : use the same letter sound at the start of your words can create an interesting effect.

Rhyme: use words which rhyme

Headlines using : alliteration, rhyme, puns (homophones), word play.

Headlines

What do you notice about these headlines? Discuss with your partner and then feedback.

Otter-ly amazing: Otter captured on camera



OH DEAR

OH DEER

OWL ON THE PROWL

Ghouls Aloud

Make up and jot down your own headlines for these pictures, using the suggested ideas.




Things to Do Next

Go through print newspapers and cut out good examples of headlines. Don't forget you can find headlines on the internet.

How many use alliteration?
Can you find any puns?

Can you find any headlines using rhyme?
What about word play?

Collate all your headlines and make a poster collage. If you can't find many, make up some of your own!



Journalism Week 2- Day 3

Today we are concentrating on creating our own headline and an opening paragraph, or orientation, based on Tim Peake's return from the I.S.S.
(International Space Station)

Tim's Coming Home

TIM PEAKE COMES BACK FROM THE ISS

Is this story newsworthy?

Is this headline effective? Would it make you want to read the story?

Can you think of a headline that would be more effective?

Remember to use a pun or play on words, alliteration, something shocking/strange or something short and snappy. Experiment with ideas on paper.



Find your pdf sheet-Day 3 Orientation

Look carefully at the Mission Fact Files and then create a headline and an opening paragraph.



Journalism Week 2 Day 3 - writing an ORIENTATION or opening paragraph for a newspaper report.

Mission Fact Files

MISSION 1

Now use your answers to create an opening paragraph introducing what the report is going to be about. Pease use interesting vocabulary and write in the PAST TENSE. You only need 2-3 sentences.

You might start like this:

The world famous British astronaut, Tim Peake, returned from.....

What you have drafted your idea, write it in the box below and add your chosen headline.

Headline

Orientation

MISSION 2

Use the information above to find out the following:

WHO is the mission about?

WHAT did Tim Peake return from the ISS?

WHAT has he been doing?

WHERE did he land on return?

WHY did he return?

Journalism Week 2 Day 4- The BODY of the text.

This is the main part of a newspaper report where we explain events in detail and in chronological order. We organise our writing in paragraphs. We include:

Information about the main events presented in chronological order
Pictures with captions
Written in the third person and in the past tense
Direct and reported speech
Formal language
Rhetorical Questions

Astronaut:
TIM PEAKE
 Date of Birth: **7th July, 1972**
 Official Name:
 Timothy James Peake
 Childhood Location:
 Bournemouth, **Kazakhstan**
 Favourite Date:
 15th December 1951
 Favourite Colour:
Red
 Combined: **250 experiments** used **cosmonauts 150**

A screenshot of a Twitter thread from @Atomstrom Tim_Peske. The thread consists of three tweets. The first tweet says "The best ride I've ever been on! The smells of Earth are so strong. #tweettohome" and has 3 retweets and 11 favorites. The second tweet says "12:35pm - 18 June 2016 - via Twitter" and has 14 retweets and 5 favorites. The third tweet says "Howdy from the #ISS! Smooth journey on Soyuz, Yuri did an outstanding job getting us safely docked. #teamworkmakesedreamwork" and has 3 retweets and 11 favorites. Each tweet includes a small profile picture of a person with glasses and a blue verified account icon.

- Pdf template planning sheet for days 4 & 5
- Mission fact file
- “Tweet all about it” sheet

<p>RE-Orient & RE-ORIENTATION REPORT: INTRODUCTION, BODY OF TEXT & RE-ORIENTATION</p>	
<p><u>Question</u> → where will you put your feedback in BODY?</p>	<p>Paragraph 2: What was I/We doing to assist? How you want to find facts about when Tim was in space. <u>Quote example</u> → "I was great to see Panda blast off on his mission to the U.S.S." stated the UK Prime Minister.</p>
<p><u>Question</u> → where may you put your introduction from day 1</p>	
<p>BODY</p> <p>Paragraph 1 - The coming home How you need to find facts about Tim coming back to Earth.</p>	
<p>How you RE-ORIENTED → in help you!</p> <ul style="list-style-type: none"> Plan and write a few sentences using RE-Orient, what type language you use RE-Orient what word (plan, idea, to, for, from, her, to, toward, toward, against, away, there, there, there) Can you include a RE-Orient like you RE-ORIENTED → shown to find one. Remember 1. Start a 1st direct question to 2nd and 3rd word, speech participation. 	
<p><u>Quote example</u> → "It was the best ride I've ever been on!" The smells of the earth are as strong, reorientated taste.</p>	<p>RE-ORIENTATION</p>

Day 5- Re-orientation

Reorientation

- This ends the retelling of events. It brings us up to date.
- Because it is telling us what is happening **NOW** it will move from the

past tense



present tense

You will need pdf Mission fact files and Journalism Week 2- days 4 & 5.



The image shows a newspaper report template for Tim Peake's mission. It is divided into three main sections: 'INTRODUCTION', 'BODY', and 'RE-ORIENTATION'. The 'INTRODUCTION' section includes a placeholder for a photo and a brief overview of the mission. The 'BODY' section is divided into two columns, with the left column containing a list of key facts and the right column containing a detailed description of the mission. The 'RE-ORIENTATION' section is a placeholder for a concluding paragraph. The template includes various instructions and placeholders for text, such as 'Use the [redacted] to help you' and 'Quote example: "It was great to see Peake blast off on his mission to the ISS." about the UK Prime Minister.'

- Today you need to complete the newspaper report by writing the concluding paragraph on your sheet which should summarize your writing AND update the report.
- Finally: read ,review and up-level using the checklist on the next slide. Use a green pen to edit your report.

Newspaper Report Texts Checklist



Headline	
Written in the past tense and an impersonal style	
First word in capital letters	
The opening is packed with interesting information (what, who, when and where?)	
Contains facts	
Events are told in time order	
Quotes from the people involved	
Capital letters and full stops	
Final paragraph sums up the story so far	
Ends with the reporter's name and job title (Report by _____ local news reporter)	
Written in third person (he/she/it/they)	