

North Downs Home Learning Projects and Activities

Week Beginning 18th May 2020

Year Penguins/Puffins Year 1

We would like to take this opportunity to say a huge thank you to you for all your support in keeping your child's learning going. We have really enjoyed seeing all the wonderful work they have been doing through emails, photographs and short videos. You are and have been doing an amazing job. So once again thank you!

Moving on from learning about plants and the rainforest we will be shifting our focus to story writing. I'm sure lots of amazing facts were learnt about plants and animals that live in the rainforest. Over 40 different species of turtles live in the rainforest but did you know they can fly!!

Weekly Maths Tasks

(Aim to do 1 per day)

Warm up 5 mins every day - focus on quick recall of number bonds up to 20 and fact families (6+4=10 so 4+6=10 and 10-6=4 and 10-4=6. Please continue to focus on this half term's KIRF (x and ÷ facts for 10x table).

www.topmarks.co.uk

Hit the button

Daily lessons

We are continuing to use the White Rose daily lesson videos. Please use the lessons for the week beginning 18/5/20.

<https://whiterosemaths.com/homelearning/year-1/>

Then go on to the BBC Bitesize lessons for activities to support the White Rose video.

<https://www.bbc.co.uk/bitesize/dailylessons>

You will need to click on the Year 1/P2 option and then click on the maths lesson for the day.

Pick your year and start homeschooling

You'll find daily lessons for homeschooling in Maths and English for every year group, as well as regular lessons in Science, History, Geography and more.

Year 1 / P2
Age 5-6 lessons

Year 2 / P3
Age 6-7 lessons

Year 3 / P4
Age 7-8 lessons

If you can't access the White Rose lessons you could try the following activities:

- Use a tape measure to show 1metre. Can you find objects around the house that are shorter than 1m? Can you find a collection of objects that you think will measure 1m when laid down next to each other? Take a photo to show how close you were to 1m. Hold the tape measure up from the ground then turn your back on it. Hold your arm in the air to show how high you think 1m is. How close were you?
- Collect objects from around the house and use a ruler or tape measure to measure how tall or long they are. Write a sentence to say which is the tallest and which is the shortest.
- Get a long strip of paper and cut it into different lengths. Find a way of recording all the lengths of the pieces you have made. Can you compare them? How long is the longest piece you made? What is the length of the shortest piece you made? Can you

Weekly Writing Tasks (Story Writing)

(Aim to do 1 per day)

Monday- WALT: Make a word bank.

Watch the short animation; Once in a lifetime

<https://vimeo.com/23805703>

Make a word bank of every word that comes to your mind to describe what the film is about. Use two or three highlighter pens. Highlight all **nouns** in one colour, all **verbs** in another colour and all **adjectives** in a third colour. Check all words have been spelt correctly.

Tuesday- WALT: Write descriptive sentences.

Using your word bank from yesterday make a list of sentences using each group of words following the order of adjective, noun and verb. E.G **Green turtles fly in the air.**

Wednesday- WALT: Write a retell

Watch the animation again. Using your word bank and descriptive sentences write a retell of the story. Try to include some time conjunctions; Once upon a time, Next, Then

Thursday- WALT: Write an ending

Now you are going to use your imagination to write what happens next. Share your ideas with an adult or brother or sister. Maybe draw a picture before you start writing.

Friday- WALT: Write a story.

Create a new flying animal and imagine it is you on the flying ship. Describe the animal that comes to rescue you. Where does it take you? How do you feel? Follow the basic structure of Once upon a time but make it your own story by changing elements of the story



Writing Online


Please log onto Education

city <https://www.educationcity.com/>. Access the homework titled 'Home Learning Friday 15th May'. Within here you will find several learn screens and games linked to using conjunctions the activities are called:

- Learn Screen - Roots to Fortune - **tablet friendly**
- Game - Roots to Fortune - **tablet friendly**
- Game - Amazing Punctuation - **tablet friendly**

These will be available until Friday 22nd May and we will login on to check to see who has completed them.

<p>work out the difference between the longest and shortest pieces?</p> <ul style="list-style-type: none"> Have a look round the house and see how many objects you can find that measure 15cm. 	
Weekly Phonics/Spellings Tasks (Aim to do 1 per day)	Weekly Reading Tasks (Aim to do 1 per day)
<p><i>This week's sounds are, 'ph' (saying f) and 'ou' (saying ow).</i> <i>Follow the adventures of Kit and Sam. There are four lessons/PowerPoints teaching these two sounds through Kit and Sam's adventure. With each lesson there is an activity to complete. You will find the PowerPoints and activity sheets attached.</i></p> <p>Phonics Online This weeks sounds are ou saying 'ow'and ph saying 'f'. Please log onto Education city https://www.educationcity.com/. Access the homework titled 'Home Learning Friday 15th May'. Within here you will find an activity for each sound.</p> <ul style="list-style-type: none"> Game - Dolphin Photo - tablet friendly Learn Screen - Mouse in the House - tablet friendly Game - Mouse in the House - tablet friendly <p>These will be available until Friday 22nd May and we will login on to check to see who has completed them.</p>	<p>Monday- Read Aesop's fable The Tortoise and the Hare (see attached story)</p> <p>Tuesday- Look and read the ppt on the life cycle of a turtle. You may want to draw a diagram of the life cycle.</p> <p>Wednesday- Use a dictionary to make an alphabetical list of different flying animals</p> <p>Reading Online Please log onto Education city https://www.educationcity.com/. Access the homework titled 'Home Learning Friday 15th May'. Within here you will find a reading comprehension.</p> <ul style="list-style-type: none"> Game - A Day in the Park - Reading comprehension - tablet friendly <p>These will be available until Friday 22nd May and we will login on to check to see who has completed them.</p>
<div data-bbox="103 1122 443 1335">  </div> <div data-bbox="467 1122 1455 1279"> <p>Learning Project - to be done throughout the week: Once in a Lifetime</p> <p>(These are things to do through the week...aim for two or more if you can)</p> </div>	
<p>D.T Make a paper turtle (see instructions on website)</p> <div data-bbox="118 1429 700 1662">  </div>	<p>Reading/Writing Have a look at the attached ppt on riddles. Can you make your own riddle about a turtle?</p> <div data-bbox="794 1460 1407 1809"> <p>Can you make your own animal riddles?</p> <p>Remember:</p> <ul style="list-style-type: none"> Don't give too much information away straight away! Think about your animal <ul style="list-style-type: none"> Where does it live? What does it look like? What does it like doing? <p>EXTRA CHALLENGE! Can you make your riddle rhyme?</p> </div>
<p>LoTC Many animals as well as turtles have patterns on their skin or shells. Go for a walk and look for patterns in nature. Take photographs and when you are back home (if possible) print out and make a photo collage. If you haven't got a printer send the photo collage to me.</p>	<p>Science How do things fly? Make a paper aeroplane or if it is windy go and fly a kite. Ask yourself how it 'flies'. You could create a coloured design before folding you paper. Measure the distance your plane can fly. https://youtu.be/7KPaxKUDj6I</p>



Computing Online

Please log onto Education

city <https://www.educationcity.com/>. Access the homework titled 'Home Learning Friday 15th May'. Within here you will find several learn screens and games linked to your computing skills.

- Learn Screen - Don't Bug Me - **tablet friendly**
- Learn Screen - Programming For Beginners
- Game - Everyday Algorithms

These will be available until Friday 22nd May and we will login on to check to see who has completed them.

Science Online - Animals

Please log onto Education

city <https://www.educationcity.com/>. Access the homework titled 'Home Learning Friday 15th May'. Within here you will find several learn screens and games linked to plants.

- Learn Screen - Teatime
- Learn Screen - Animal Detective - **tablet friendly**
- Game - Animal Detective - **tablet friendly**

These will be available until Friday 22nd May and we will login on to check to see who has completed them.

Maths challenges: Turtle turns and turtle egg challenges

Turtle Turns Activity

I can make clockwise and anticlockwise turns.

In pairs, take it in turns to roll a dice. The first to turn all their turtles correctly is the winner.

A half turn clockwise	A quarter turn clockwise	A whole turn clockwise
A quarter turn anticlockwise	A half turn anticlockwise	A three-quarter turn clockwise
A whole turn anticlockwise	A three-quarter turn anticlockwise	

Turtle Egg Challenge

This turtle has laid up to 20 eggs. She counted her eggs in fives. She had 4 left over.

She counted them in fours. She had 3 left over.

How many eggs has the turtle got?

Question: What is the difference between a tortoise and a turtle?

Purple mash - keep checking the blog and do let us know how you are getting on

Music

www.charanga.com

PE

- www.youtube.com Joe Wickes/ Cosmickidsyoga
- Do the garden circuits activity from last week and see if you can improve on your scores from last week