



North Downs Home Learning Projects and Activities

Year 4 Learning Letter 5: Monday 18th May 2020

Weekly Maths Tasks (Aim to do 1 per day)

This week for your warm up session, make sure you spend approx. 15 minutes each day on the following before you do your main Whiterose/Bitesize activity.

- Every Day you should be going onto Times Tables Rock Stars for 15 minutes.

Don't forget to let us know if you need to change the times table you are practising on TTRS.

- Also practise your KIRFS - Key Instant Recall Facts
- see Maths' page of our North Downs website: Choose either

Spring 2: Decimal equivalents of fractions.

OR Summer 1:

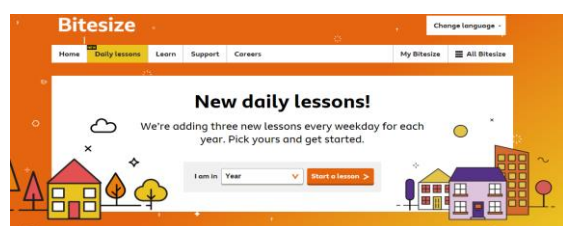
Multiplication and division facts for 12 times table.

Focus on your weaker area(s).

Use White Rose videos again for week beginning 18/5/20

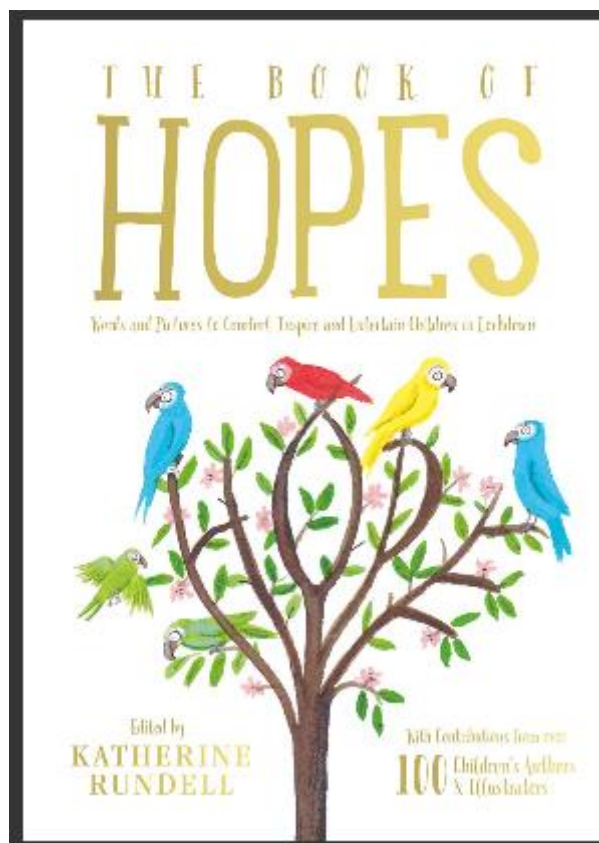
<https://whiterosemaths.com/homelearning/year-4/> to watch and a link to that day's BBC Bitesize page for more information and even more lesson content. <https://www.bbc.co.uk/bitesize/tags/z63tt39/year-4-and-p5-lessons/1>

These lessons are designed to make sure you have covered all the key concepts ready for next year, and that you have covered new learning not yet done in school.



Weekly Reading Tasks (Aim to do 1 per day)

https://issuu.com/bloomsburypublishing/docs/thebookofhopes_interactivepdf



Here is a link to another brilliant free resource from the National Literacy Trust. It consists of words and pictures to comfort, inspire and entertain children in Lockdown. I hope you find it as lovely as I did:

Your Reading Challenges are:

Each day, you need to pick one chapter and enjoy reading it. My 5 favourites are: Dragons and Sea Dragon Milk, Hope in Unexpected Places, Kindnesses, Aliens and Outer Space and Birthdays. Which chapters are you reading?

If you are unable to access the above link, then this week focus on reading a non-fiction text. If you are struggling with your limited choice of books, maybe a friend could doorstep you a book they have thoroughly enjoyed i.e. Leave a book on your doorstep. Don't forget to give it back though when you have finished reading it!

Weekly Phonics/Spellings Tasks

(Aim to do 1 per day)

WALT add the suffix 'ation' onto verbs.
Now they become nouns.

For example: inform+ation

Adoration, sensation, preparation,
education, location, exaggeration,

Common Exception Words

promise, though, suppose, reign

Thanks to Jamie Golliker for trialling
Spellzone, this week, you can either do
daily activities on Spellzone using your
normal log in

<https://www.spellzone.com/>

or do the following activities listed here.
We have a free trial on Spellzone until 31
May so please blog me to let me know how
you get on with it. If I have done it right, I
have set your weekly words as a new task!



Task 1: Conduct a word observation

e.g. from
decide

you could have:
2 syllables,
long vowel sound i,
starts with a consonant,
ends with a vowel,
contains 2 vowels,
Latin origin,

**Task 2: Write three different
sentences all containing
the same word.**

**Task 3: Choose three words
and write a sentence
containing all of them.**

Weekly Writing Tasks

(Aim to do 1 per day)

Poetry 3

WALT: Use adjectives and rhyme to write an animal
poem.

DAISY

(James Carter)

Anyone seen my DRAGON? Scary, Scaly Tall 'n Taily
Daisy the Dreadful Dragon.

She's got bad breath. A temper true. Eats old ladies.
(Children too.)

She breathes out fire. She puffs out smoke. She'll
sing your hair. She'll make you choke.

Anyone seen my DRAGON?... She soars about. She
seeks out food. Makes loud noises. (Mainly rude.)

Yes, she's grumpy. Yes, she's smelly. Big Butt always
blocks the telly.

Anyone seen my DRAGON?...

And she's beastly. And a pest. But I love her. (She's
the best.)

Please send Daisy Back to me. Treat her well. Or
you'll be tea...

Anyone seen my DRAGON?

TASK 1: You are all going to write a poem. It's going to
be about a pet. This poem doesn't have to rhyme. It
can do if suitable rhyming words are suggested, but the
most important thing is to accurately describe the
animal. Never sacrifice a good poem for the sake of a
torturous rhyme!

Do any of YOU have pets? Think about the name of your
pet and how they behave. Finally decide on a pet to
write about. In this example below I'll use a cat. You
are 'making up' the poem - so it doesn't have to be
anyone's actual pet. And you can choose a name too.
I'll call this cat Kali.

Anyone seen my big, black cat?
Fat and fluffy Cute and cuddly
Kali my beautiful cat.

This can be the chorus - the repeated 'every other'
verse. Now I will begin to write verses to go in between
e.g.

She walks on the fence

Task 4: Create a spelling game to help you learn some of the trickier words

Task 5 Crossword Friday

Friday Word search day! Here is the link to puzzle or see at bottom of maths in this column.

<https://thewordsearch.com/puzzle/1151797/>

Nouns ending in suffix -ation

N	N	M	R	S	N	T	O	N	N	A	I	E	E
N	C	I	E	N	N	E	N	O	O	N	O	A	I
E	O	U	O	O	U	S	D	I	I	O	T	U	H
O	X	N	U	I	R	I	O	T	T	I	T	E	L
A	A	G	T	T	C	M	O	A	A	T	I	P	O
N	X	I	N	A	P	O	R	R	M	A	A	O	C
T	S	E	D	C	I	R	A	O	R	R	M	S	A
S	U	R	N	U	O	P	P	D	O	E	C	M	T
U	T	T	O	D	C	T	N	A	F	G	F	P	I
P	G	U	T	E	N	T	N	S	N	G	R	P	O
P	T	H	O	U	G	H	A	T	I	A	I	S	N
O	N	O	I	T	A	S	N	E	S	X	O	T	E
S	O	H	O	T	E	E	O	R	T	E	P	P	S
E	I	N	O	I	T	A	R	A	P	E	R	P	N

PREPARATION
EXAGGERATION
LOCATION
REIGN
PROMISE
SUPPOSE
EDUCATION
THOUGH
SENSATION
ADORATION
INFORMATION

She climbs the tree
She teases the dog
She stalks the birds

Now it is your turn to have fun and write your own animal poem. Remember to use fabulous description and if you can, use rhyme.

TASK 2: Animal Menagerie.

WALT:

- Write animal poetry
- Use detailed description
- Include alliteration

We have already learnt how to utilise alliteration in our narrative writing in class. In this activity, you are going to use it a lot!

Look at the poems below:

Home For Nervous Newts (Roger Stevens)

In Norris Nutshell's Home for Nervous Newts You will find
Nigel Newt, hiding under a rock
Norman Newt, swimming all alone
Narissa Newt Reading a book
Nigella Newt, cooking a meal for one
And Frank Frog Wondering how he got into this poem
by mistake!

Chameleon Enclosure (Roger Stevens)

In Camilla Cupcake's Chameleon enclosure You will find
Cathy Chameleon
Constance Chameleon
Colin Chameleon
And Chloe Chameleon
But only if you look
Really
Really
Hard

Choose six animals and write an adjective to go with them e.g.

Silly Monkey
Lazy Lion
Tall Giraffe
Eight-legged Octopus
Slithery Snake
Ferocious Rhinoceros

Rather than keeping just the name of the animal and its description, give it something to do as well. For example, 'A mischievous monkey swinging from a tyre', 'a lazy lion lying in the sun'.

Now, give it a place to be e.g.

Annie's Aquarium, Zu's Zoo, Diggory's Home for Lost Dogs.

Let your imagination run wild and write a fantastic poem. Think about its layout - could it be a shape poem?

REMAINING TASK:

Look at the work you have done over the past 3 weeks. Put together your own anthology, but try to make it unique - give it a twist - maybe not just a booklet, maybe pop-ups? Different shapes? You decide...go on, surprise Mr S and Mrs B!

Learning Project - to be done throughout the week:

(These are things to do though the week...aim for two or more if you can)

The Roman Empire

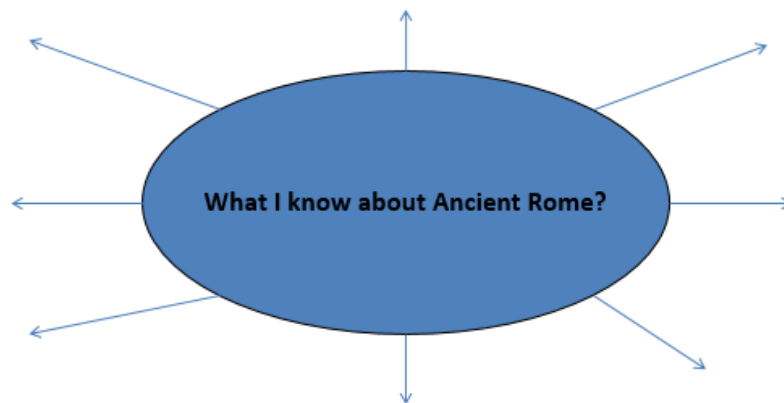
WALT:

- Understand what is an Empire.
- Begin to understand key facts about the Roman Empire

Starter: On scrap paper, how many words can you make, using letters from the words - **ROMAN EMPIRE** (e.g. man, pen etc.)



Make a spider diagram of what you already know about Ancient Rome.



Copy this into your book.

Empire – A group of countries controlled by one government or person. This could be an Emperor (male leader) or Empress (female leader).

e.g. The Roman Empire and the British Empire.

Facts about the Romans

- 1) Rome was founded in 753BC by its first king, Romulus. It grew into a rich and powerful city during the next few hundred years.
- 2) By AD 117 the Roman Empire included the whole of Italy, all the lands around the Mediterranean and much of Europe, including England, Wales and parts of Scotland.
- 3) Roman legend says that Romulus had a twin brother called Remus. As babies they were abandoned in the area which later became Rome. A she-wolf found and raised them, but when they grew up, Romulus fought and killed Remus and became the first ruler of Rome!
- 4) The Romans built such a huge empire and conquered new lands, thanks to their strong army. The Roman army could march up to 40km a day!
- 5) During battle, a Roman soldier or 'legionary' first hurled his spear at the enemy, then he fought him with his sword. To protect himself, he carried a wooden shield and wore a metal helmet and armour.

6) The Romans didn't spend all their time fighting - they were amazing architects and engineers too! They built roads and walls - things we now take for granted.

7) To bring water to their cities, the clever Romans built aqueducts - a system of channels and bridges - to transport water for public baths and toilets!

8) The Romans liked to enjoy their food, often lying down on a couch while eating with their hands. They occasionally used a spoon, but they would never use a knife and fork. Rich Romans liked to eat exotic food, such as stork, roast parrot and even flamingo!

9) The Romans believed in gods and goddesses who ruled over different areas of life. For example, Neptune was the god of the ocean, and they prayed to him to protect them at sea. Temples were built to honour the gods, and people would visit them with offerings.

10) One of the most famous buildings left by the Ancient Romans is the Colosseum - a huge amphitheatre in the centre of Rome. This is where members of the public would come to watch sporting events and games, including battles between Roman gladiators!

11) Tunics - two pieces of woollen fabric sewn together at the sides and shoulders, with openings for your arms and head - were the most common clothes in Rome. Some Romans also wore togas - a kind of woollen shawl - to show how wealthy they were.

YOUR TASK:

Create a fact file about the Roman Empire/how they lived. Use your creativity and imagination to present it in a different way e.g.

Facts on individual shields.

Pop-up facts.

Banner.

Cards.