



# North Downs Home Learning Projects and Activities

## Week Beginning 1<sup>st</sup> June 2020

### Penguins/Puffins Year 1

The Home Learning letters for this summer term will provide you with a day to day timetable of lessons. For those children who are returning to school this week we will be following the maths, phonics and writing tasks shown in this learning letter on the days listed. We will be teaching a phonics and literacy lesson each day, as well as mental maths and a maths activity. There will be two sessions in the afternoon which will not be listed on the learning letter, but they will include as much learning outside the classroom as is possible. There will therefore only be 2/3 learning projects listed. As always do feel free to be as you want and extend your child's learning in whatever way you see fit. Once again thank you for all your support and we look forward to welcoming your child back in school.

#### Weekly Maths Tasks (Aim to do 1 per day)

Warm up 5 mins every day - focus on quick recall of number bonds and fact families ( $6+4=10$  so  $4+6=10$  and  $10-6=4$  and  $10-4=6$ ). Please continue to focus on last half term's KIRF (  $\times$  and  $\div$  facts for 10x table) and introduce this half term's KIRF (telling the time to o'clock and half past).

[www.topmarks.co.uk](http://www.topmarks.co.uk)

Hit the button

#### Daily lessons

We are continuing to use the White Rose daily lesson videos. Please use the lessons for the week beginning 1/6/20.

<https://whiterosemaths.com/homelearning/year-1/> to watch and a link to that day's BBC Bitesize page for more information and even more lesson content.

<https://www.bbc.co.uk/bitesize/dailylessons> This is the link for the daily maths lessons on BBC Bitesize online. You will need to click on the Year 1/P2 option and then click on the maths lesson for the day.

Pick your year and start homeschooling

You'll find daily lessons for homeschooling in Maths and English for every year group, as well as regular lessons in Science, History, Geography and more.



These lessons are designed to make sure you have covered all the key concepts ready for next year, and that you have covered new learning not yet done in school.

If you can't access the White Rose lessons you could try the following activities:

- Show two containers with different capacities and of different proportions. Fill the larger with water. Pour into the smaller. Then vice versa. Which has larger capacity?
- Find 3 different empty containers from around the house. Which holds more/less, most/least? Have a go at putting them in order according to their capacity (how much liquid they hold). Can you work out how to see if you were right? (Try seeing how many cupfuls or spoonfuls of water fit in each one)
- Does the tallest container always hold the most liquid?

#### Weekly Writing Tasks (Letter Writing) (Aim to do 1 per day)

All writing activities can be found in the attached PDF.

**Monday- WALT:** Read aloud and find the meaning of new words.

Read the story aloud or with an adult. Highlight any words you do not understand and find the meaning of them.

Using sheet pg. 5 answers the 3 questions in the given boxes.

**Tuesday- WALT:** Use an adjective before a noun.

Use pg. 10. First think of 3 objects you could put in the chest. Write them down. Check you've spelt the correctly. Now write an adjective before the name of the object.

Now write a short 'List poem' starting each line with the words;

In my treasure chest I will put a .....

**Wednesday- WALT:** Use Capital letters and full stops correctly.

Use pg. 11. Today you are the teacher. Read the diary extract and with a coloured pen add the missing Capitals and full stops.

How about writing a diary extract about something you did over half term?

**Thursday- WALT:** Improve handwriting

Use pg. 12. Rewrite Sayeeda's letter, remembering to add the Capitals and full stops.

Make sure you join all letters that all letters are sitting on the line. Remember those finger spaces and push up with the tall letters.

**Friday- WALT:** Use letter writing features

Use p.g 17. Share your ideas with an adult before writing your response. What will you use for the rescue? How will it work and how will you get past Pirate Greeneyes? Write your response as a letter. Try to remember everything you've already learnt about letter writing.

#### Writing Online

Please log onto Education city <https://www.educationcity.com/>. Access the homework titled 'Home Learning Friday 22<sup>nd</sup> May - 5<sup>th</sup> June'. Within here you will find several learn screens


<ul style="list-style-type: none"> <li>Using a container and a plastic cup ask how many cups will fill the container. Less than 5? More than 5? More than 10? Estimate then measure.</li> <li>Use a bucket and estimate its capacity. Then measure the capacity. How close was your estimate?</li> </ul>	<p>and games linked to using conjunctions the activities are called:</p> <ul style="list-style-type: none"> <li>Game - Daily Dunk - <b>tablet friendly</b></li> <li>Game - Case Invaders - <b>tablet friendly</b></li> </ul> <p>These will be available until Friday 5<sup>th</sup> June and we will login on to check to see who has completed them.</p>
--	---

Weekly Phonics/Spellings Tasks (Aim to do 1 per day)	Weekly Reading Tasks (Aim to do 1 per day)
<p><u>Home Learning - Phonics</u> This week we are looking at adding endings to words - ed, ing and er. Follow the adventures of Kit and Sam. There are four lessons/PowerPoints teaching these three sounds through Kit and Sam's adventure. With each lesson there is an activity to complete. You will find the PowerPoints and activity sheets attached.</p> <p><b>Monday- Lesson 1 - Phonics - ed</b> <b>Tuesday- Lesson 2 - Phonics - ed</b> <b>Thursday - Lesson 3 - Phonics ing and er</b> <b>Friday- Lesson 4 - Phonics - ing and er</b></p> <p><b>Phonics Online</b> This week's sounds are the suffixes - ing, ed and er. Please log onto Education city <a href="https://www.educationcity.com/">https://www.educationcity.com/</a>. Access the homework titled 'Home Learning Friday 22<sup>nd</sup> May - 5<sup>th</sup> June'. Within here you will find an activity for each sound.</p> <ul style="list-style-type: none"> <li>Game - Roots to Winning - <b>tablet friendly</b></li> <li>Game - Roots to Prizes - <b>tablet friendly</b></li> </ul> <p>These will be available until Friday 5<sup>th</sup> June and we will login on to check to see who has completed them.</p>	<p><b>Monday- Who said what. Pg. 6</b></p> <p><b>Tuesday- Pirates</b> (there are 3 differentiated reading comprehension. Please choose one that you feel most confident reading) and then answer the questions.</p> <p><b>Wednesday- Pick a book from</b> <a href="http://www.scholasticlearningzone.com/">http://www.scholasticlearningzone.com/</a> Add the code 3WVG followed by individual login. Choose a book from the book band you are on.</p> <p><b>Thursday- Write a simple blurb for the book you read above.</b></p> <p><b>Reading</b> Please log onto Education city <a href="https://www.educationcity.com/">https://www.educationcity.com/</a>. Access the homework titled 'Home Learning Friday 22<sup>nd</sup> May - 5<sup>th</sup> June'. Within here you will find a reading comprehension.</p> <ul style="list-style-type: none"> <li>Game - City Clues - Reading comprehension - <b>tablet friendly</b></li> </ul> <p>These will be available until Friday 5<sup>th</sup> June and we will login on to check to see who has completed them.</p>

## Learning Project - to be done throughout the week:

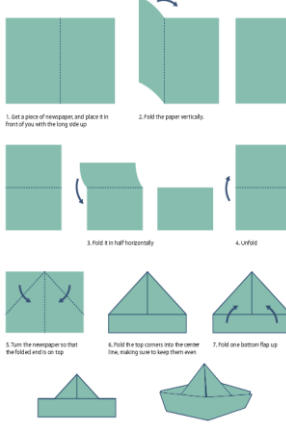
# PIRATES

(These are things to do through the week...aim for two or more if you can)



### HOW TO MAKE A PAPER PIRATE HAT

<http://www.kidzworld.com/Make-a-Pirate-Hat>

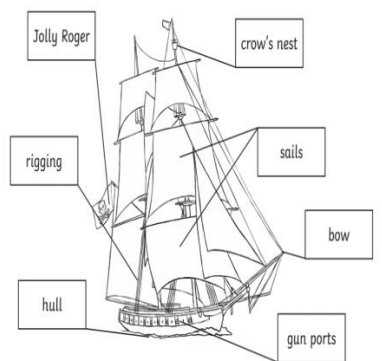


### Pirate scavenger hunt

Oh-ho-ho! Can you find evidence of pirates lurking in the woods?

- A leaf you could hear-as an **eye patch**
- Crabs**, **shells** and **claws** (claws to use in a sword-fight)
- Animal bones (like the **skull** and **bones** from the Jolly Roger pirate flag)
- Something that glints in the sun like **pieces of metal**
- A **compass** found from a pirate ship
- A branch that a pirate could use for a **peg leg**
- Gold** (natural because like autumn leaves and dazzling flower petals)
- Something heavy enough to **anchor** a ship
- A **plank** for scallywags to walk
- A circular view like a **porthole**
- A **crow's nest** (a nest high in the trees which would make a good look-out)
- A tall, straight tree like a **ship's mast** - strong enough to hoist a sail from
- A **hook-shaped thing** a pirate might use to replace his lost hand
- Something small a pirate could wear as an **earring**
- A **bottle of grog** (pirate lingo for bottles of rum)
- A feather from a pirate's **parrot**
- X marks the spot** - look for crumpled fallen things which might indicate buried treasure...

### Label the Pirate Ship



**Music** - [www.charanga.com](http://www.charanga.com)

**PE** [www.youtube.com](http://www.youtube.com) Joe Wickes/ Cosmickidsyoga / garden circuits activity

### **Science Online**

Please log onto Education city <https://www.educationcity.com/>. Access the homework titled 'Home Learning Friday 22<sup>nd</sup> May - 5<sup>th</sup> June'. Within here you will find several learn screens and games linked to plants.

- Learn Screen - A bite to Eat - **tablet friendly**
- Game - A bite to Eat - **tablet friendly**
- Learn Screen - From Head to Toe - **tablet friendly**

These will be available until Friday 5<sup>th</sup> June and we will login on to check to see who has completed them.

### **Computing Online**

Please log onto Education city <https://www.educationcity.com/>. Access the homework titled 'Home Learning Friday 22<sup>nd</sup> May - 5<sup>th</sup> June'. Within here you will find several learn screens and games linked to your computing skills.

- Game - Crane Game
- Game - Sea Drive

These will be available until Friday 5<sup>th</sup> June and we will login on to check to see who has completed them.

Thinking about communication, please remember we have our Year 1 blog in Purple Mash. This is a great way to keep in touch with each other and share stories about what you have been up to or even ask us any question you have. <https://www.purplemash.com/sch/northdowns>