

Weekly Maths Tasks (Aim to do 1 per day)

Warm ups:

- Keep practising those times tables on [Times Table Rockstars](#).
- Sharpen up your mental maths skills by trying the questions on this PowerPoint: **Maths Mastery Mental Calculations**. Don't forget to explain your methods. How did you do? **Answer sheet** is in the folder.

Main activity:


White Rose maths lessons have now moved to BBC Bitesize.

Click here and choose Year 6, then the day:

<https://www.bbc.co.uk/bitesize/dailylessons>

As usual, follow up with:

- [I See Maths Challenges](#)



We know that lots of you are missing your football at the moment - badly! So, we have included some **Football Problems** to get you back in the swing of things. The activities all involve being able to read and complete charts and graphs. There are four levels of difficulty - see if you can make it all the way to Expert!

Weekly GPS Tasks (Aim to do 1 per day)

Using good grammar to embellish your explanations.

Three areas to concentrate upon:

Similes - Varied sentence structure. - Active and Passive

- Inventing similes to illustrate points e.g. *a tree's bark is like our skin...*, *the cables of a suspension bridge are stretched under tension like a spring*. Use the **Simile Sheet** to practise your skills and then make up your own: **Inventing New Similes**.
- Vary sentence structure, length and type, e.g. – complex sentences to combine information effectively: *The outer bark keeps a tree from losing too much water, which could happen easily in a plant so large...*; – sentences with lists of three: *Pulleys are used on boats to hoist sails, in garages to lift engines and in cranes for shifting heavy weights*. Use the **Sentence Structure** sheet to practise.
- Active and passive voices: *suspension bridges have cables strung between tall towers from which a deck is hung (or suspended)*; – conditional and



Weekly Reading Tasks (Aim to do 1 per day)

- Take a different look at Reading this week
- Try Reading online...

FirstNews LIVE!

<https://live.firstnews.co.uk/positivity-place/>

- First News have a live site - check out some great stories and especially the Happy News Section.
- Here are some more alternative reads - this week we have taster books, in the form of three more **Short Comprehensions** - 5-minute reads.
- Perhaps these are new to you:



Weekly Writing Tasks (Aim to do 1 per day)

Now we are giving you the chance to be inventive.

Following the plans from before half term, it is your turn to explain a process to us. It might be something you have created- perhaps the bird box or marble run, or maybe something even more elaborate. It could also just be an amazing invention on paper. Look at Leonardo da Vinci (see science section below) for inspiration.

These activities are similar to last week, try to look at the difficulties you encountered and improve. Be honest about any parts you found hard. In the online marking we have been able to help a number of you, but we are sure the others are doing great too!

Day 1

- Look at **Explanation Features Checklist**. Make sure you really know the terms. (SPAG Tube Map will help).
- Look at your **English Help Guide** (last week) and choose another area to improve.


hypothetical (if...then) sentences e.g.: *If trees lose (were to lose) their bark, they would die because...; If Fleming hadn't accidentally noticed the mould, we might not have penicillin today.*

- Use the **Active & Passive** sheet to revise.

Simile

a comparison between two things using "as" or "like"

Here are two things that can be compared:

<p>A GIRL</p> <p>She has:</p> <ul style="list-style-type: none"> - Blue eyes - Blonde - Bright smile 		<p>THE SUN</p> <p>The sun is:</p> <ul style="list-style-type: none"> - Round - Yellow - Bright
--	---	--

Use the matching adjective (**BRIGHT**) and **as** or **like** to write the simile.

- Her smile is **as bright as** the sun.
- Her smile is **bright like** the sun.

- Decide upon your invention, then draw annotate and research as much as you can.
- Complete a grammar task - choose one from the box on the left.

Day 2

- Create a mind map.
- Build a vocabulary list to support your work. Make sure it could work, what is the purpose of the action? **Remember: How and Why?**
- Complete a grammar task - again, choose from the box on the left.

Days 3 & 4

- Plan out your explanation text. Don't forget to refer to the features checklist. Of course, add in further super language to make your work shine!
- Complete another grammar task.
- Complete the **Short Comprehensions** - numbered 1, 2 & 3.

Day 5

Pull together all your plans and, to make it even better, include specific features from the checklist. You could create a brochure or pamphlet to advertise your invention!

Science

DISCOVER AN AMAZING INVENTOR!

As you are explaining your creation look at the fascinating insight of one man.

What do you know about Leonardo da Vinci? This creative genius was way ahead of his peers.


Check out these sites and investigate further.

<https://www.bbc.co.uk/teach/class-clips-video/science-ks2-discovering-the-work-of-Leonardo-da-Vinci/zhn47nb>

<https://www.sciencekids.co.nz/sciencefacts/scientists/leonardodavinci.html>

<https://www.mos.org/leonardo/activities>

<https://www.rct.uk/resources/game-inside-the-amazing-mind-of-leonardo-da-vinci-childrens-activity>



Be inspired by other kids:

<https://www.youtube.com/KidsInventStuff/videos>

Did You Know?

Going back to our history topic from earlier in the year, June 6th is the 76th anniversary of D-Day, a turning point in World War II.



We have included some information and activities to help you find out a bit more about it. There is a **D-Day PowerPoint** explaining what happened, and a **D-Day Comprehension** - choose your level: One star is the most straightforward, two star is a little trickier and three star needs a bit more thought. Just for fun, there is a **D-Day Word Search** and - how about this - a **D-Day Landings Diary Entry!** Look at the photograph and think how it might have felt - remember to appeal to the senses. The photographer captioned the photo above *Into the Jaws of Death*. Can you see why?

Something else you might enjoy....

To help us all through lockdown, the wonderful J.K. Rowling is releasing a story for slightly younger children called "The Ickabog". Here is the link to the webpage: <https://www.theickabog.com/home/>

The story is being rolled out a few chapters at a time and, as you would expect, looks simply brilliant. The really exciting thing is that, so far, it has no accompanying illustrations because she wants YOU to come up with ideas! We have so many great artists in Year 6 this year - hard to think that you wouldn't be in with a good chance of your illustrations being featured in the book once it's published! This could be just the launchpad you need to carve out a career as an illustrator - you could be the new Quentin Blake or Shaun Tan! Full details of how to enter the competition can be found here:

<https://theickabogcompetition.com>



J.K. ROWLING

THE
ICKABOG