

Year Five - Week beginning 08/06/20

Hello everyone, we hope you have settled back into your home learning routine. This is week 2 of 30 Days Wild. Try to do some of the outdoor activities and remember to post or send us updates on these, and on your completed tasks. Well done for continuing to work so hard. ☺



*****STOP PRESS***** The WWF have teamed up with the Environment Agency, to bring the world of oceans into homes. There will be a live event on **Monday 8th June at 10am**, for **World Oceans Day**. Find out more and sign up here for free: https://learnliveuk.com/world-oceans-day/?dm_i=38LF,11KAO,30PHL5,3ZABF,1

Weekly Maths Tasks (Aim to do 1 per day in order)

To support this week's learning, White Rose videos can still be found on the following link.
<https://whiterosemaths.com/homelearning/year-5/>

The main lessons that you should follow are on BBC Bitesize page.
<https://www.bbc.co.uk/bitesize/tags/zhgppg8/year-5-and-p6-lessons/1>

This week you need to start on the Maths Lesson for 8th June and do a new lesson each day.



There are some follow up activities on the website for you to do. These could be more video clips, quizzes or games.

The presentations often include all the practice you need. The lessons are fairly short, which will give you time for the other maths activities:

- to practise your **Times Tables** every day (you can use TT Rockstars or another method).




- to do a daily **Mental Maths** activity from the sheets provided. Choose one strip from the sheet. **Purple** is the Y5 level. Do one strip per day.

Weekly Writing Tasks (Aim to do 1 per day in order)

Letter Writing

Now we move onto letter writing. There are 2 main types: formal and informal.

Please use the **Week 7 Letter Writing ppt** to guide you through the week.



Days 1-3

Please work through slides 1-23 (Tasks 1-3) using the resources:

- Week 7 Letter Task 1**
- Week 7 Checklist to go with Days 1-3.**
- Week 7 Letter Task 2**
- Week 7 Letter Task 3 Template**

Days 4-5

Work through slides 24-26. You will need the following resources:

- Week 7 Letter Task 4- Whales in Captivity. (also needed for Task 5)**
- Week 7 Letter Task 4- Comprehension Questions**
- Week 7 Letter Task 5.**

Grammar Work: Modal Verbs.

Click on here to remind yourself what modal verbs are:

<https://www.bbc.co.uk/bitesize/topics/zwwp8m/articles/zps4pbk>

Practise some examples using resource:
Week 7 Grammar Using Modal Verbs.

Weekly Phonics/Spellings Tasks

(Try to do 1 per day)

Here is your new list for learning and/or revising.

1. available
2. bargain
3. definite
4. develop
5. disastrous
6. embarrass
7. environment
8. especially



Day 1

Use Week 7 Spelling Day 1- Word Puzzle.

Day 2


Find out the meanings of each of the 8 words and make sentences which use each word.
e.g. I found a fantastic **bargain** in the sale.

Day 3

Use Week 7 Spelling Day 3- Word Search.

Day 4

Create a spelling scribble or doodle for your 8 words



Day 5

Find an adult or sibling to test you on your 8 words.

You might need to practise again if you are not successful first time round!

Weekly Reading Tasks

(Try to do 1 per day)

Remember to read each day, preferably to an adult, and record in your Reading Diary.



Read some of the Happy News articles on First News. Talk about them with an adult or a friend.

<https://live.firstnews.co.uk/positivity-place/happy-news/>

Reading and Comprehension Activities

Day 1

Before you start, look at the Reading Mat Guidance Sheet.

Fiction:

Read "Favela Street Kid" (Favela pdf). Answer the questions on the sheet.



Day 2

Non-Fiction:

Read "Who's the Best Footballer on the Planet?" (Football pdf). Answer the questions on the sheet.

Day 3

Poem:

Read "A Trillion Tropical Leaves" (Tropical Leaves pdf).

Answer the questions on the sheet.

Day 4

How to draw a Cheese Thief. Watch the video by author Ed Vere and learn how to draw one of his characters.

https://www.youtube.com/watch?v=m8D3cX_kMCE



Now draw a character from a picture book that you love.

Day 5

Try one of the quizzes on the Book Trust website. Mrs Bradby recommends this one (but there are lots more to try!)

<https://www.booktrust.org.uk/books-and-reading/have-some-fun/quizzes/the-united-kingdom-how-much-do-you-really-know-about-the-country/>

Learning Projects - to be done throughout the week

Topic (History and DT/Art): Palaces


Science: Life Cycles

Outdoor Learning: 30 Days Wild


Palaces: Hampton Court Palace -Design and Technology

This week we are going to examine the baroque- style Hampton Court Palace.

Please read through the **Baroque Design and Architecture ppt.** You should notice how different this section of the Palace is! You will find a very special design project on slides 10-11.



This is a large project which should take lots of time if you plan carefully and add detail to your model. We really look forward to seeing your final 3d models so please take a photo and send them into us!



You will also need:

Week 7 Design Task

Week 7 Garden Design Planning

Science

This week we are learning about life cycles.

Please use the **BBC Daily lessons link** <https://www.bbc.co.uk/bitesize/articles/zjppf4j> (Science - 3rd June) to access the information and activities. Watch the clips and do the quizzes. **Put together your own fact sheet about life cycles.** There is a pdf sheet to complete called **Amphibian Life Cycle**.



For an **additional challenge**, read more about Metamorphosis using the **Metamorphosis Presentation** document and complete the activities.

For more clips and learning about plants and animal life cycles, please see <https://www.bbc.co.uk/bitesize/topics/zgssgk7>

Outdoor Learning

30 Days Wild continues - Please see the blog or the 30 days cards pdf for activities, or (if you haven't already), download the activities from The Wildlife Trust. <https://action.wildlifetrusts.org/page/57739/petition/1>
Try to do one activity a day.



Have a good week!
Mrs Bradby, Mrs Mitchell & Ms Marshall Bailey.

caroline.bradby@northdowns.surrey.sch.uk
sue.mitchell@northdowns.surrey.sch.uk