

North Downs Home Learning Projects and Activities

Week Beginning 15th June 2020

Penguins/Puffins Year 1


The Home Learning letters for this summer term will provide you with a timetable of lessons for Reading, Writing, Phonics and Maths to work through each day. For those children who are at school we will be following the maths, phonics and writing tasks shown in this learning letter on the days listed. The learning projects listed on here will not be carried out at school as we have planned to do as much learning outside the classroom as possible. As always do feel free to extend your child's learning in whatever way you see fit. Once again thank you for all your support.

Weekly Maths Tasks (Aim to do 1 per day)

Warm up 5 mins every day - focus on quick recall of number bonds and fact families ($6+4=10$ so $4+6=10$ and $10-6=4$ and $10-4=6$) as well as the \times and \div facts for $10\times$ table. Please continue to focus on this half term's KIRF (telling the time to o'clock and half past).

www.topmarks.co.uk

Hit the button

1. What is 2 more than 11?
2. Which shape has the most corners?

3. What is double 8?
4. Count back in 2s.
 14, 12, , , 6
5. Who has the least?

John	Fred	Sam
6. Which number comes between 10 and 12?
7. What is 10 more than 3?
8. $4 + 2 + 2 =$
9. Put a ring around the odd number.
 4 12 15 16
10. Write the missing number.
 $10 - \square = 4$

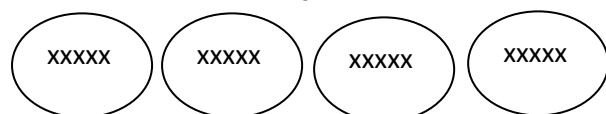
Daily lessons

<https://www.bbc.co.uk/bitesize/dailylessons> This is the link for the daily maths lessons on BBC Bitesize online.

If you can't access the BBC bitesize lessons you could try the following activities:

Monday

- Get a selection of objects e.g. marbles, pieces of pasta, counters and arrange them in to equal groups of 2, 5 and 10. How many groups have you got? How many objects have you got in total? Can you draw your equal groups in your book and write a sentence to go with it?



I have 4 equal groups of 5 counters so I have 20 counters in total.

Tuesday

- Have a look at the question below. Can you explain what Jamie has done wrong?

Weekly Writing Tasks (Letter Writing) (Aim to do 1 per day)

Monday- Create a word bank.

Look at the famous painting of The Great fire of London. Talk with an adult about what you see. What questions have you got about the painting? Make a list of questions and topic related words. Once you have made your word list, identify nouns, adjectives and verbs by colour coding the different word groups. Finish by looking at the power point on the Great Fire of London.

Tuesday- WALT: Make a timeline

Watch the PowerPoint on the Great Fire of London. Using the timeline template and picture prompts, create a timeline of events.

Wednesday- WALT: Sequence event in chronological order.

Look at the timeline you created yesterday. Verbally retell the events. Using the sequencing cards stick them in chronological order in your book and write a simple sentence for each. Use your word bank you created on Monday.

Thursday- WALT: Use adjectives, nouns and verbs.

Watch Year 2 children perform the Great Fire of London from Truro Prep School.

<https://youtu.be/40QWPdDpMM>

Can you imagine what the fire would sound like, smell like, look like and how would you feel?

Use the senses sheet to write down 2 or 3 simple sentences for each sense. Try to use an adjective and a verb. E.g. I can see red flames flickering.

Friday- WALT: Write a news report of the events.

Look at the PowerPoint on how to write a news report. Hopefully you will have read 2 of the news reports from your reading tasks. Now it's your turn. Can you write a report on The Great Fire of London? Use your timeline and word bank. Remember to include a heading. Use time conjunctions and days and times of when the events happened.

Please email your reports. We are looking forward

Jamie says he has made equal groups of cakes.
Explain why Jamie is wrong.



Wednesday

- Get 20 objects and share them into 2 equal groups. How many are in each group? How many different ways can you find of sharing the 20 counters into equal groups (e.g. 4 equal groups of 5, 5 equal groups of 4, 2 equal groups of 10, 10 equal groups of 2)

There are 12 cupcakes.

How many ways can you split this into equal groups?



Thursday

- Have a look at the question below
- Explain how we can make these strawberries into two equal groups?



- Have a look at the question below:

Solve division problems by finding how many sets.

How many hutches do we need now?


Draw 14 dots (quicker than drawing rabbits) and put them into groups of 2.

14 rabbits need 7 hutches.
Can you see why?

Friday

- Try these questions. Please feel free to use counters/pasta/marbles etc to help.

5s and 10s



How many bags of apples?

20 apples into bags of 5

40 apples into bags of 10

25 apples into bags of 5

35 apples into bags of 5

30 apples into bags of 10

20 apples into bags of 10

Challenge

There are 50 apples. How many bags of 5 can you make? How many bags of 10?

to reading all your reports. The best one will be shown on next week's Home Learning Letter!

Writing Online

Please log onto Education

city <https://www.educationcity.com/>. Access the homework titled 'Home Learning Friday 12th June'. Within here you will find several learn screens and games linked to using conjunctions the activities are called:

- Learn Screen - Gramma Street - **tablet friendly**
- Game - Gramma Street- **tablet friendly**
- Game - Double Bubble Trouble - **tablet friendly**
- Game - Nothing But Net - **tablet friendly**


We will log on at the end of the week to check to see who has completed them.











Weekly Phonics/Spellings Tasks (Aim to do 1 per day)	Weekly Reading Tasks (Aim to do 1 per day)
<p><u>Home Learning - Phonics</u> <i>This week we are looking at the sounds 'ie' (saying - igh) and 'ea' (saying ee) as well as the Common Exception Words - 'was', 'the' and 'said'. Follow the adventures of Kit and Sam and work through the presentations. With each lesson there is an activity to complete. You will find the presentations and activity sheets attached.</i></p> <p><u>Monday</u>- Lesson 1 - 'ie' saying 'igh' <u>Tuesday</u>- Lesson 2 - 'ie' saying 'igh' <u>Wednesday</u>- Lesson 3 - Common Exception Words Activity Mats <u>Thursday</u> - Lesson 4 - 'ea' saying 'ee' <u>Friday</u>- Lesson 5 - 'ea' saying 'ee'</p> <p><u>Phonics Online</u> This week's sounds are 'ie' (saying - igh) and 'ea' (saying ee). Please log onto Education city https://www.educationcity.com/. Access the homework titled 'Home Learning Friday 12th June'. Within here you will find an activity for each sound.</p> <ul style="list-style-type: none"> • Game - Flies in the Pies - tablet friendly • Learn Screen - Treat by the Sea - tablet friendly • Game - Treat by the Sea - tablet friendly <p>We will log on at the end of the week to check to see who has completed them.</p>	<p>This week's focus reading tasks are based on Newspaper Articles. The news reports listed below can be found in the attachments.</p> <p><u>Monday</u>- Great Fire of London; reading comprehension</p> <p><u>Tuesday</u>- The Highway Rat</p> <p><u>Wednesday</u>- Little Red Riding Hood</p> <p><u>Thursday</u>- Read the PowerPoint and newspaper article on the Bear who came to Babysit. Make a checklist of things you need to include in a newspaper article ready for your writing tomorrow.</p> <p><u>Friday</u>- The Porridge Pot</p> <p><u>Reading Online</u> Please log onto Education city https://www.educationcity.com/. Access the homework titled 'Home Learning Friday 12th June'. Within here you will find a reading comprehension.</p> <ul style="list-style-type: none"> • Game - Dancin' in the Drizzle - Reading comprehension - tablet friendly <p>We will log on at the end of the week to check to see who has completed them.</p>

Learning Project - to be done throughout the week:

The Great Fire of London

These can be done in any order on the days your child is not at school.



	<p>The Great Fire of London Tell the Time</p> <p>The bakery on Pudding Lane was very busy! Use the clocks to show when each event happened.</p> <div> <div>  <p>What was the time when the bread went in the oven?</p> </div> <div>  <p>What was the time when the pies came out of the oven?</p> </div> </div> <div> <div>  <p>What was the time when the buns went in the oven?</p> </div> <div>  <p>What was the time when the pies came out of the oven?</p> </div> </div> <div> <div>  <p>At <input type="text"/> o'clock the first loaf was sold.</p> </div> <div>  <p>Draw the hands on the clock to show that a pie was sold at half past 1.</p> </div> </div> <div> <div>  <p>Draw the hands on the clock to show that a bun was sold at 3 o'clock.</p> </div> <div>  <p>Draw the hands on the clock to show that the bakery closed at half past 5.</p> </div> </div>	
<p>Can you you're your own Tudor House? Use the link below for instructions.</p> <p>https://youtu.be/vx3l8e</p>	<p>Have a go at telling the time!</p> <p>You might want to make your own clock using a paper plate, handles and a split pin.</p>	<p>Have a look at the attached recipe or find one on line. Lets get baking!</p>

[bV0eY](#)



Don't forget to take the challenge and do something wild everyday this June!
Sign up at <https://wildlifetrust.org/30DaysWild>.



Music: See if you can learn the song and some sign language by Al Start. Follow the link below:
<https://www.youtube.com/watch?v=J5eVlKWSHAA>



Watch a report from Newsround:

<https://www.bbc.co.uk/newsround/37253903>

PE www.youtube.com Joe Wickes/ Cosmickidsyoga

Science Online

Please log onto Education city <https://www.educationcity.com/>. Access the homework titled 'Home Learning Friday 12th June'. Within here you will find several learn screens and games linked to plants.

- Game - Rock Paper Scissors - **tablet friendly**
- Learn Screen - Flutter and Fly - **tablet friendly**
- Game - Flutter and Fly - **tablet friendly**

We will login on at the end of the week to check to see who has completed them.

Computing Online

Please log onto Education city <https://www.educationcity.com/>. Access the homework titled 'Home Learning Friday 12th June'. Within here you will find several learn screens and games linked to your computing skills.

- Game - Sea Drive 3

We will login on at the end of the week to check to see who has completed them.

Please remember we have our Year 1 blog in Purple Mash where you can keep in touch with us.

<https://www.purplemash.com/sch/northdowns>