



ie saying /igh/


Cooking Fun



twinkl

Today, we are learning to read words that contain **ie**.






Let's practise reading some of this week's focus words with the **ie** sound.

pie

lie

tie

die



Kit and Sam's class were taking part in Keeping Healthy Week. They had been learning about different types of healthy and unhealthy foods.



“Today, you will be doing some cooking with healthy recipes,” said Mrs Tan. “Mr Adams will take you out in groups. It will be fun!”

The image cannot be displayed. Your computer may not have enough memory to open the image, or the image may have been corrupted. Restart your computer, and then open the file again. If the red x still appears, you may have to delete the image and then insert it again.



When it was Kit and Sam's turn, Mr Adams took them into the cookery room. "This table is a bit messy," said Mr Adams. "Let's have a tidy up."

The children and Mr Adams need to tidy the table before they can do their cooking. Can you help match the real word labels to the items and throw the nonsense word labels into the bin?



ties (food bag
ties)

dried herbs

snies

pies

kie

blie

mied




fries (chips)




Healthy Cooking

The children are making a healthy recipe with Mr Adams. Can you read the **ie** words?






The image cannot be displayed. Your computer may not have enough memory to open the image, or the image may have been corrupted. Restart your computer, and then open the file again. If the red x still appears, you may have to delete the image and then insert it again.



The children finished cooking a healthy and delicious vegetable curry. “Has anyone tried curry before?” asked Mr Adams, fetching some bowls.

Sentence Time

Sam knows the answer to this! What does she say to Mr Adams? Read the sentence then click 'show' to reveal the answer!





“**Oh** yes, I have tried this
food,” replied Sam.

Sound
Buttons
On/Off

Show



The image cannot be displayed. Your computer may not have enough memory to open the image, or the image may have been corrupted. Restart your computer, and then open the file again. If the red x still appears, you may have to delete the image and then insert it again.



“Our Grandma Dadi and Grandpa Dada are from India and sometimes they make curries for us,” explained Kit.
“So what is our next healthy activity?” asked Sam.

Today, we have
learnt...

ie

saying /igh/

