



# North Downs Home Learning Projects and Activities

## Year 2 - Week beginning 15/6/20

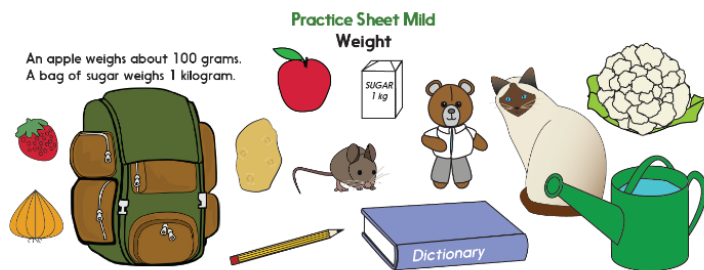
### Weekly Maths Tasks (Aim to do 1 per day)

<https://www.bbc.co.uk/bitesize/tags/z7s22sg/year-2-and-p3-lessons/1>

Year 2 and P3 lessons



You could also try the following activities:



An apple weighs about 100 grams.  
A bag of sugar weighs 1 kilogram.

Practice Sheet Mild  
Weight

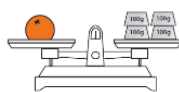
Draw the things you think will weigh less than 100 grams	Draw the things that might weigh about 1 kilogram	Draw the things you think will weigh more than 1kg

Weight

How many 100g weights balance each item?  
Write the number of weights. Count in steps of 100 to find the weight in grams.  
The first one is done for you.



2 weights 200 grams




weights grams



weights grams



weights grams



weights grams



weights grams

### Weekly Reading Tasks (Aim to do 1 per day)

Our work this week is based **Animals/Poems** All the resources you need are attached in the PDF 'English tasks for this week'.

#### Day 1 - Animal Recipes

- Reading time

Read and enjoy the story, **Animal Recipes**. Which of the recipes would you most like to eat? Why is that your favourite?

- Looking at verbs

Look again at the Recipe Collection from the text.

Read each recipe.

Highlight all the bossy, ordering verbs. Say where bossy verbs are in instruction sentences - at the beginning, in the middle or at the end?

#### Day 2 - Discovering verbs and their tenses

Read the information on The Simple and Progressive Forms of Verbs in the Past Tense below.

##### Story time

- Read Morning in the Forest.
- Use one colour to highlight the verbs in the simple past tense.
- Use a different colour to highlight the verbs in the progressive past tense.
- Check with the Answers page.

#### Day 3 - Re-read Animal Recipes.

Look at all the words used instead of said when the animals speak: growled, muttered, barked, etc.

Which is your favourite?

Can you suggest other said words to go with those from the story?

##### Recipes layouts


- Re-read Bear's Recipe for Jam Tarts.
- Identify and highlight the features of recipes using the Features of Recipes below.
- Do the same with Giraffe's Recipe for Cole Slaw.
- Why do you think the recipes list the ingredients before they say what to do? Would it work as well the other way round? Why not?

- Toys



- Choose two toys.

- Choose two toys.
- Hold a toy in each hand with your arms outstretched - you be the balancer! Guess which is heavier. Which arm needs to move up and which needs to move down?
- Repeat with other pairs of toys.



## Investigation

### Ten to the kilo

- Objects weighing:

- Objects weighing:
  - o 1kg (e.g. a full bag of sugar)
  - o 1/2 kg (e.g. a 500ml bottle of water. A pack of butter is also close at 454g)
- A range of small household objects

1. Feel the kilogram weight – pass it between you so everyone can feel it. Be careful not to drop it!
2. Feel the  $\frac{1}{2}$  kg weight. This is half a kilo or 500 grams.
3. Find exactly ten objects that weigh precisely one kilogram.  
You will need to weigh different things to check out their weights.  
You will also need to use a lot of estimation!
4. Discuss what sorts of things you can use.  
Try fairly heavy things like books or shoes or light things like socks or paintbrushes.
5. When you think you have exactly 10 things that weigh exactly a kilogram ask an adult to check!

Book 200g  
Shoe 350g  
Pencil 15g

### Challenge

Can you find 10 things that weigh exactly 100 grams?

**Day 4 - Read the poem Out of a Cloud by Richard Edwards.**

- How many verses does the poem have?
- Which is your favourite? Can you say why?

## Rhymes and rhyming

- Re-read the first verse of Out of a Cloud.
- Find and highlight the four words in the verse that rhyme.
- Now do the same with the second and third verses.
- Next to each verse, write other words that would also rhyme with that verse's set. Do six more words maximum.

**Day 5 - Read and enjoy the poem *My Step-Dad is an Alien*.**

- Did you already think the step-dad was an alien before you read the last bit about the tail?
- Which part of the poem gave it away to you?
- Now choose a colour and carefully underline all the nouns you find in *My Step-Dad is an Alien*.
- Use a different colour to underline all the adjectives.

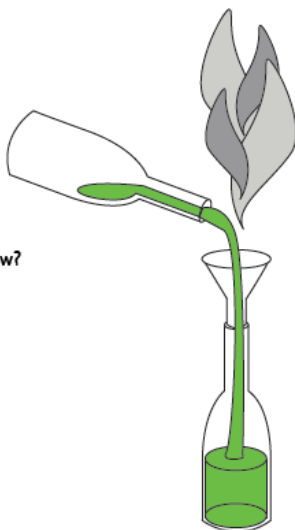
#### Things you will need:

- Jug of magic potion
- Funnel
- Washing up bowl
- Range of containers (bottles and cups)



#### What to do:

- Choose two containers. Which do you think will hold more potion?
- Put the two containers in the washing up bowl to catch any spilled potion.
- Fill the bigger container with potion.
- Now pour the potion from the bigger container through the funnel into the small container. Is there room left or did it overflow? Which container holds more potion?
- Repeat with other pairs of containers.



#### S-t-r-e-t-c-h:

Choose two containers. Which do you think will hold most potion? Fill an egg cup with potion. Pour the egg cup of potion into one container. Keep doing this until you know how many egg cups of potion it will hold. Repeat for the other container. Which container held most egg cups of potion?

### Weekly Phonics/Spellings Tasks

(some of these can be repeated over the week)

This week's 'pattern' is adding the suffix '-ness' onto a root word to change it from an adjective to a noun. If the root word ends in a 'y', it changes to an 'i' before the suffix is added. Exception is 'argument'.

- Find some examples (choose feelings or characteristics) that use the spelling rule and write them down e.g. *lazy*. Then look at the spelling rule, change the last letter of the root word, and add -ness. How many can you find during the week?
- This week's common exception words are:  
forwards  
backwards.
- Play Scattorgories - Choose a letter and all the players try and think of a word using the letter as the first letter. Try and see how many you can get in 5 mins. If you are the only person with that word you score 1 point. Play a couple of rounds using different first letters. Make sure the answers are all spelt correctly. (See questions on the next page)

### Weekly Writing Tasks

(Aim to do 1 per day)

Our work this week is based **Animals/Poems**. All the resources you need are attached in the PDF 'English tasks for this week'.

#### Day 1 - Animals and their Recipes Instruction sheet

1. Writing about animals and their food choices

- You are now going to select, draw and write about another animal that is not in Animal Recipes.
- Read through the Animals and their Recipes Instructions sheet.
- Use your best handwriting and word spacing for your sentences.
- Remember to check through your writing carefully when you think you have finished.

#### Day 2 - Writing the simple past and the progressive past tense

Read the verbs in the boxes at the top of Past Tense Verb Forms.

Rewrite the simple past tense verbs in the progressive past form. One has been done for you to get you started.

### Questions

1. A compound word \_\_\_\_\_

(One word made up of two or more words ie; rainbow, football, handstand, sunset etc)

2. A job \_\_\_\_\_

3. A word ending in 'ful' \_\_\_\_\_

4. An adjective \_\_\_\_\_

(describes a person, place or thing)

5. A movie \_\_\_\_\_

6. A school subject \_\_\_\_\_

7. An **antonym** for 'sad' \_\_\_\_\_

(the opposite of sad)

8. A body part \_\_\_\_\_

9. A word ending in 'ies' \_\_\_\_\_

10. A word that rhymes with 'oat' \_\_\_\_\_

11. A book \_\_\_\_\_

- Try a word wheel challenge (it is at the bottom of this document). How many words can you find? Can you find the 9 letter word?
- Look at the word **Out**. How many other words spelt **-out** can you collect? Write sentences containing your words. Can you get more than one of your words into the same sentence?

Rewrite the progressive past verbs in the simple past form.

Read the half-finished sentences below. Add a clause in the simple past to each progressive past sentence starter. Add a clause in the progressive past to the simple past tense sentence.

### Day 3 - Writing a recipe

- With a grown up, decide on a simple easy recipe that you could help make in the kitchen.
- Make your food.
- Follow the Recipe Writing Instructions for what to do next.

### Now try this Fun-Time Extra

- Decorate and send your recipe to a relative like Granny or Grandad.
- Provide them with a Recipe Feedback form to fill in for you to read. You could use the one provided here or make up your own.

### Day 4 - Writing in response to a poem

- Read each of the questions on Where has Desmond gone?
- Write sentences/short paragraphs in response to each question.
- Use Conjunctions to link ideas in your sentences.
- Use correct punctuation in all your sentences.
- Illustrate your page with pictures.

### Day 5 - Writing about aliens

- Read and enjoy My Step-Mum is an Alien.
- Now look through the Instructions on My \_\_\_\_\_ is an Alien.
- Write all about an alien relative in your family!

## Learning Project - to be done throughout the week: Animals

(These are things to do through the week...aim for two or more if you can, and feel free to choose from last week's activities if there are any you did not do)

**Our activities this week are all linked with the topic of Animals.**

**Science/stem activity:** Can you help the frog, the swan and the butterfly find their way through the pond maze to their babies? Don't cross the lily pads!  
(Use the science animal activity PDF attached)

**Make a bug hotel:** Have a go using things from the garden or things you collect walking to make a bug hotel.

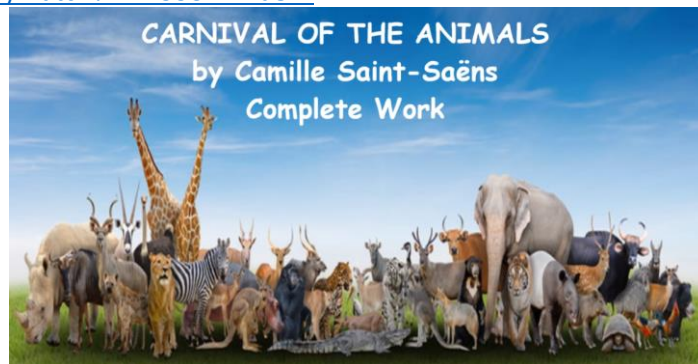
Follow this link for some guidance.

<https://www.rspb.org.uk/get-involved/activities/give-nature-a-home-in-your-garden/garden-activities/build-a-bug-hotel/>



**Music- Carnival of the animals:** Listen to and be inspired by Saint-Saëns' 'Carnival of the Animals'! Learn about the fascinating creatures that feature in the movements of the music. Learn about the formation of an orchestra, the range of instruments involved, and Saint-Saëns himself. Learn about mammals, birds, fish, reptiles, amphibians and fossils around the world. How many different instruments can you hear and how many animals feature? Which is your favourite animal and why? Write 5 other questions you could ask about the music.

<https://www.youtube.com/watch?v=1L993HNAa8M>



**Create a painting** of lots of flying bees by printing them with your thumb print then add detail with a black pen once it's dry.

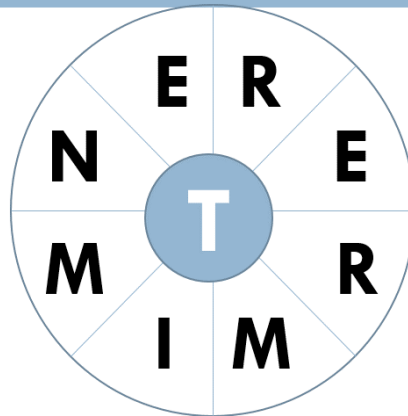


Can you use just your thumb/finger to make some other animals?

# Word Wheel



**Targets**  
Good 10+  
Excellent 15+  
Outstanding 20+



Find as many words as possible using the letters in the wheel.  
Each word must use the hub letter and at least 2 others.  
Letters can be only used once. There's a 9 letter word.