

North Downs Home Learning Projects and Activities

Year 1 - Week Beginning 22nd June 2020

The Home Learning letters for this summer term will provide you with a timetable of lessons for Reading, Writing, Phonics and Maths to work through each day. For those children who are at school we will be following the maths, phonics and writing tasks shown in this learning letter on the days listed. The learning projects listed on here will not be carried out at school as we have planned to do as much learning outside the classroom as possible. As always do feel free to extend your child's learning in whatever way you see fit. Once again thank you for all your support.

Thank you to those children who sent in their Pirate stories. We really enjoyed reading all of them. We would like to give a special mention to Rhys in Penguins for his story. He wrote a lovely long story and has really embraced all the home learning. We would also like to give a special mention to Joel in Puffins who videoed himself reading his story and used great expression!

Weekly Maths Tasks (Aim to do 1 per day)

Warm up 5 mins every day - focus on quick recall of number bonds and fact families ($6+4=10$ so $4+6=10$ and $10-6=4$ and $10-4=6$) as well as the \times and \div facts for $10\times$ table. Please continue to focus on this half term's KIRF (telling the time to o'clock and half past).

www.topmarks.co.uk

Hit the button

Daily lessons

<https://www.bbc.co.uk/bitesize/dailylessons> This is the link for the daily maths lessons on BBC Bitesize online.

If you can't access the BBC bitesize lessons you could try the following activities:

Monday

Counting to 100

- Use the 100 square below and answer the questions

Start at 27. Count forwards 11

Count backwards 6

Count forwards 22

Count backwards 4

Count forwards 34

What is the answer?

1	2	3	4	5	6	7	8	9	10
11	12	13	14	15	16	17	18	19	20
21	22	23	24	25	26	27	28	29	30
31	32	33	34	35	36	37	38	39	40
41	42	43	44	45	46	47	48	49	50
51	52	53	54	55	56	57	58	59	60
61	62	63	64	65	66	67	68	69	70
71	72	73	74	75	76	77	78	79	80
81	82	83	84	85	86	87	88	89	90
91	92	93	94	95	96	97	98	99	100

- How quickly can you count to 100 forwards? Can you count backwards from 100 to 0?
- Can you fill in the section of the 100 square below?

Weekly Writing Tasks (Letter Writing) (Aim to do 1 per day)

Monday- WALT: make research notes

Watch BBC Magic Grandad;

<https://youtu.be/VarSSAwimU>

As you watch the video make notes or create a fact file on Samuel Pepys. Make notes of any new information you find out. You might want to turn this into a poster about Samuel Pepys.

Tuesday- WALT: Write an autobiography.

<https://www.bbc.co.uk/bitesize/topics/z7d7gwx/articles/zhgxcqt>

Now try writing a simple biography using the template provided.

Wednesday- WALT: Write a diary

Read the ppt on diary writing. It will tell you what the key features are. Imagine you are Samuel Pepys and write a diary detailing the events of the Great Fire. Remember to write in chronological order using the days and times as prompts. Choose from one of the diary writing templates on the website.

Thursday- WALT: Compare firefighters then and now.

Copy the link below to understand how firefighters have changed.

resources.hwb.wales.gov.uk/VTC/firefighters/eng/Introduction/default.htm

Complete the cutting and sorting activity attached. Now write a complex sentence comparing the differences.

Friday- WALT: Write an explanation

Can you answer these two questions;

Why did the fire spread so quickly?

How was London rebuilt to stop another big fire from spreading again?

Talk to an adult, discuss your answer, making sure you justify your answer with evidence and facts. Now write



		63		
	72	73		
		83		


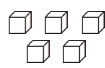
Tuesday



Partitioning numbers into tens and ones


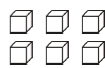
- Look at the pictures below. Can you say what the numbers are that have been partitioned? Can you write a number sentence to explain it? E.g. 36 has 3 tens and 6 ones.



How Many Tens and Ones?

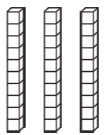
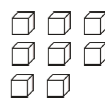
	
tens	ones

	
tens	ones

	
tens	ones

	
tens	ones

	
tens	ones

	
tens	ones

- Go outside and find some sticks and stones and use these to make different numbers. The sticks could represent the tens and the stones could represent the ones. Can you family work out what numbers you have made?

Wednesday

Comparing objects to 100

- Use some pasta or rice and get 2 handfuls. Can you estimate how many pieces of pasta you have picked up? Are both handfuls the same? Then count the pasta and say which handful had more and which handful had less. Which was the biggest handful? Try it again with some different objects e.g. lego bricks
- Can you write a sentence using the words more than or less than? E.g. The first handful of bricks I picked up was more than the second handful.

the questions out and answer each question with as much detail and evidence as you can.

Writing Online

Please log onto Education

city <https://www.educationcity.com/>. Access the homework titled 'Home Learning Friday 19th June'. Within here you will find several learn screens and games linked to using conjunctions the activities are called:

- Game - Kuko Run - tablet friendly
- Game - Stig's Tree Adventure- tablet friendly

We will log on at the end of the week to check to see who has completed them.

Thursday

Comparing numbers to 100

- Choose 2 different numbers from the 100 square (you could roll dice to create the numbers as well). Which is the largest number? Which is the smallest number? Can you put them into a number sentence using the $<$ or $>$ symbols? E.g. $24 < 35$.
- Have a go at the questions below:

Two numbers are circled. Put one number into each box to make the statement correct.

1	2	3	4	5	6	7	8	9	10
11	12	13	14	15	16	17	18	19	20
21	22	23	24	25	26	27	28	29	30

	$>$	
--	-----	--

Circle the picture which matches the clue.

More than 30 but < 40 .



Friday

Challenge

Use the digit cards to make the statement correct.
Find 4 different ways.

4 1 2 5

		$>$		
		$>$		
		$>$		
		$>$		

Read the clues. Draw 2 possible answers in the grids.

I am less than 45 but more than 35. What numbers could I be?

Tens	Ones

Tens	Ones

- Three numbers are circled. Put one number into each box to make the statement correct.

65	Sixty-six	Sixty-seven	68	Sixty-nine
Seventy	Seventy-one	72	Seventy-three	74
Seventy-five	76	77	Seventy-eight	Seventy-nine

	>		<	
--	---	--	---	--

Weekly Phonics/Spellings Tasks (Aim to do 1 per day)

Home Learning - Phonics

This week we are looking at the sounds are 'oy' and 'a_e' as well as the Common Exception Words - you, are and has

Follow the adventures of Kit and Sam. Work through the presentations with each lesson there is an activity to complete. You will find the presentations and activity sheets on the website.

Monday- Lesson 1 - 'oy' saying 'oi'

Tuesday- Lesson 2 - 'oy' saying 'oi'

Wednesday- Lesson 3 - Common Exception Words Activity Mats

Thursday - Lesson 4 - 'a_e' saying 'a_e'

Friday- Lesson 5 - 'a_e' saying 'a_e'

Phonics Online

This week's sounds are 'oy' and 'a_e'. Please log onto Education city

<https://www.educationcity.com/>. Access the homework titled 'Home Learning Friday 19th June'.

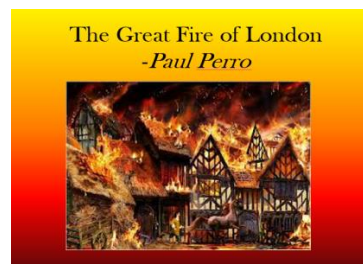
Within here you will find an activity for each sound.

- Game - Toy Joy - tablet friendly
- Game - Kate's Cake Shop - tablet friendly

We will log on at the end of the week to check to see who has completed them.

Weekly Reading Tasks (Aim to do 1 per day)

Monday- Poetry: As part of the Year 1 curriculum children are expected to recite poetry. Have a go at learning and reciting aloud to an adult this Great Fire of London poem;



Tuesday- Samuel Pepys diary (there are 3 differentiated sheets, please choose the level you are most comfortable reading)

Wednesday- Fantastic Firefighters (there are 3 differentiated sheets, please choose the level you are most comfortable reading)

Thursday- Diary entry of a pirate.

Friday- <https://www.scholasticlearningzone.com/>

Code: 3WVG followed by individual login

Fire Safety



Reading Online

Please log onto Education city <https://www.educationcity.com/>.

We will log on at the end of the week to check to see who has completed them.

Learning Project - to be done throughout the week: The Great Fire of London

These can be done in any order on the days your child is not at school.



Instructions:

Find a clean jar.
Get a strip of black paper. Make sure it can wrap around the jar. Cut so that it is not taller than the jar itself. Now draw a skyline, with different shapes for roofs. Cut out some windows. Cut smaller strips to make the patterns of the window. Paste a thin layer of PVA glue inside the jar and stick the black silhouette inside.

Next, cut small squares of red, yellow and orange tissue paper and stick inside the jar.
Or water down some re/orange paint mixed with PVA glue and paint inside.
Finally add an LED candle light inside.

Water Challenge:

Can you design and create a water feature which uses recycled containers and that allows water to flow between the objects used? Be as creative as you want. You might want to use old pipes, tubes or guttering. Ask an adult to help attach it to a suitable surface and cut holes. Photograph your finished designs and send them in. Have fun and don't get too wet trying.

Watch the video;

<https://youtu.be/WilGMWRKfQI>

Now create a Fire Safety poster. Add labels and captions and make it colourful!

Don't forget to take the challenge and do something wild everyday this June!
Sign up at <https://wildlifetrust.org/30DaysWild>.



Useful links to support learning;

<https://www.bbc.co.uk/teach/school-radio/history-ks2-the-great-fire-of-london/z4bft39>

Music: See if you can learn the song and some sign language by AI Start. Follow the link below:
<https://www.youtube.com/watch?v=J5eVlKWSHAA>

PE www.youtube.com Joe Wickes/ Cosmickidsyoga. Have a look at the active challenge sheet on the website and record any journeys you go on to see how far you go.

Science Online

Please log onto Education city <https://www.educationcity.com/>. Access the homework titled 'Home Learning Friday 19th June'. Within here you will find several learn screens and games linked to plants.

- Game - Splish and Splash - **tablet friendly**
- Game - Treasure Hunt - **tablet friendly**

We will login on at the end of the week to check to see who has completed them.

Computing Online

Please log onto Education city <https://www.educationcity.com/>. Access the homework titled 'Home Learning Friday 19th June'. Within here you will find several learn screens and games linked to your computing skills.

- Game - Check it Out

We will login on at the end of the week to check to see who has completed them.

Please remember we have our Year 1 blog in Purple Mash where you can keep in touch with us.
<https://www.purplemash.com/sch/northdowns>