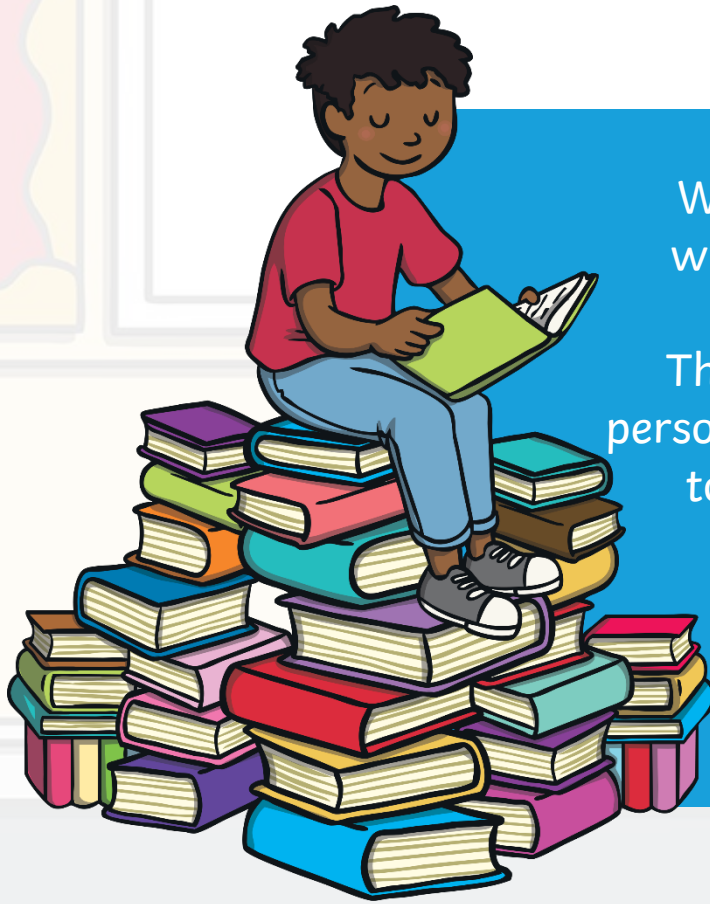


KS1 Diary Writing

How to write a fantastic diary entry.



Writing a Diary Entry



When you write a diary entry, you are writing about a day in the life of a real person or character.

The diary entry needs to sound as if the person or character has written it, so it needs to be written from their point of view.

It also needs to be exciting and interesting to read.

To get this right,
just follow a few easy steps...

Diary Writing Must...



include the date and/or time

The date or time can be written at the top of the page like this...

Diary of a Young Pirate

Friday 13th October 1718

Dear diary,

I was woken up at dawn as usual, by the crew singing rude sea shanties on deck. I jumped out of my hammock, pulled on my ragged clothes and then, got on with my daily chores.

or it can be included in the first few sentences of a diary entry like this...

'It is past **midnight** but I am still wide awake because my day has been so exciting.'

This is important because it tells the reader exactly **when** the diary is being written.

Diary Writing Must...



be written in the past tense

When we write a diary, we write in the past tense. This is because we are writing about something that has already happened.

Look at the sentence below. How would you change it into the past tense?

I can not sleep very well as I am so excited about my birthday party! I wake up at 5am and get dressed...

I **could** not sleep very well as I **was** so excited about my birthday party! I **woke** up at 5am and **got** dressed...



Diary Writing Must...



use the words 'I', 'my', 'we' and 'our'

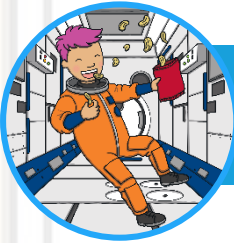
These words are special because they tell us the diary is being written **by** someone and they are talking about **themselves**. We call this kind of writing '**first person**'. Look at these two examples. Which one uses the correct words to be written in '**first person**'?

I played with the new football I got for **my** birthday.
When **my** brother came home, **we** went inside **our** house. **First person!**

She played with the new football she got for **her** birthday.
When **her** brother got home, **they** went inside **their** house. **Not first person!**



Diary Writing Must...



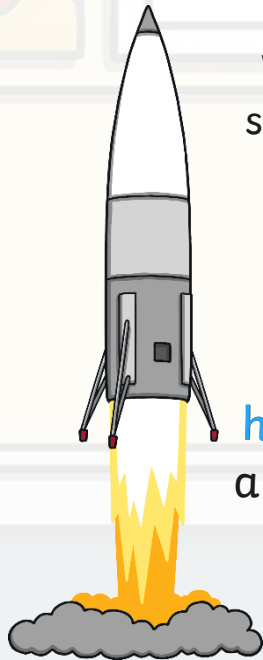
write as if you were there

When we write a diary, we have to make the reader think we were really there.

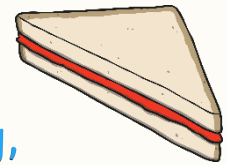
We can do this by including lots of detail and description.

Look at the example below.

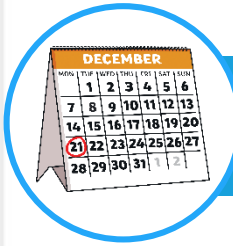
What extra detail and description could you add to make it sound as if it was written by someone who was really there?



My **noisy, trustworthy** rocket landed on the **rocky, uninviting** moon at **exactly** 5 o'clock. I met some **hilarious, spotty** aliens **who live in dark, gloomy craters** and we had a picnic **of jam sandwiches and moon cakes.**



Diary Writing Must...



put the most important events in order

In a diary, we usually write about the events of our day in the order they happened, starting with what we did first when we woke up and finishing with the end of our day.

We only include the most important or interesting events.

Look at the sentences below.

What order should they go in if they were part of a diary entry?

I woke up early and joined the knights to practice sword fighting.

I went to the castle and joined the knights to practice sword fighting.


In the afternoon I went to the castle to practice sword fighting.

I felt the morning practice was too hard to fight in the castle yard.

Click to reveal the correct order



Diary Writing Must...



describe feelings

A diary is usually a secret place to write how you feel about what has happened to you in the day.

In a diary, you might include feelings, hopes or fears that you wouldn't want anyone to know about.

Look at the examples below.

Where have these diary writers described their feelings?

I changed the poorly soldiers' bandages and cleaned their wounds. Some of the injuries **made me feel sick** to look at but I didn't let my **disgust** show.

I couldn't believe we'd won The World Cup! I was **flooded with disbelief** and my whole body tingled with **excitement and pride**.



Diary Writing Must...



use time linking words, e.g. 'next', 'first' and 'then'

A diary is usually describing lots of events.
To make sense of when these events happened it is helpful to include time linking words, such as 'next', 'first' and 'then'.

If we just use one word, such as 'and' to link the events
in our diary it can get very boring!

Look at the example below. Can you think of different time words the writer could use at the start of each sentence to make their diary entry more interesting?

(First,) I scrubbed the deck. (Next,) I climbed the rigging to keep a lookout. (Then,) We stood to attention for the captain to talk to us. (After that,) The captain made someone walk the plank!



Diary Writing Must...



talk about where events happened.

As well as explaining **when** events take place, it is also helpful to explain **where** they took place.

We might want to include the country, city, building, room or even planet where events take place!

Look at the example below. How could you include where these events took place to help the reader understand?

I arrived **in this tiny English village**, early this morning. The journey **from London** was very long and tiring. We waited around for ages **in a church hall** until different families came to choose us. I was chosen by a lady called Mrs Moggs. Now, I am writing this **in a strange bed, in my new room at her thatched cottage**, missing my home **in the East End**.



Diary Writing Checklist

Can you remember all the things you need to do to write a fantastic diary entry?

Diary writing must...



include the date and/or time;

be written in the past tense



use the words 'I', 'my', 'we' and 'our';

write as if I was there;




write about the most important events in order;


describe feelings;



use time linking words, e.g. 'next', 'first' and 'then';

talk about where events happened.





twinkl