



North Downs Home Learning Projects and Activities

Year 2 - Week beginning 22/6/20

It was so lovely to see so many of you during our Year 2 MS Teams meetings last week. Well done for all behaving, listening and contributing so well during the meetings. Watch out on the learning letter for any work you can do and show us during the next meeting.

Have a great week.

Mrs Tubb and Mr Smith.

Weekly Maths Tasks (Aim to do 1 per day)

<https://www.bbc.co.uk/bitesize/tags/z7s22sg/year-2-and-p3-lessons/1>

Year 2 and P3 lessons



You could also try the following activities:

Practical activity

Make a Measuring Device for Capacity

You will need:

- ☺ A glass or transparent plastic bottle
- ☺ A strip of paper and Sellotape
- ☺ A felt-tip pen
- ☺ Rice, sand or small pieces of pasta or macaroni
- ☺ An egg cup or small cup from a doll's tea-set or a ladle
- ☺ Other containers, e.g. some different mugs

What to do:

- Attach the strip of paper from the bottom to the top of the glass.
- Tip 1 egg cup of rice into the glass.
- Make a mark on the paper to show 1 cup (or ladle).
- Tip in a second cup and then write 2 on the strip.
- Repeat until no more whole cups of rice will fit.
- Empty the rice out. You've made a measuring device!
- We can use this to find out how much other containers can hold. We are measuring their **capacity**.
- Show a mug. *How many cupfuls of rice do you think this might hold?* Less than 5? Between 5 and 10? More than 10?
- Take suggestions and write down your guesses.
- Fill the mug. Then use your measuring glass to count.
- Repeat to measure the capacity of other containers. Do we improve at estimating? Who is the best at estimating?!



Weekly Reading Tasks (Aim to do 1 per day)

Our work this week is based on Habitats and the Environment All the resources you need are attached in the PDFs Woodland and Deserts

Day 1 - Woodland Comprehension

(Explore a woodland habitat follow up on PDF)

Day 2 - Woodland Vocab 1 task

Choose 5 other words about a woodland habitat and write a definition for them. *(We will be using these in a short quiz next MS Teams meeting.)*

Day 3 - Desert Comprehension.

(Desert wildlife follow up on Deserts pdf)

Day 4 - Desert Vocab task 1

Test a member of your family to see if they know the definitions after you have found them out! Use your answers to check if they were correct.

Day 5 - Read and enjoy a story that has a woodland in. Write a book review for your peers and post on the year group blog.

The cats' tea party

The teapot is full.
Each cat drinks the same number of MUGS of tea.
So, for example, they might drink 4 MUGS each.
Each cat's MUG holds a different number of CUPS.
The teapot is empty at the end.
How many MUGS does each cat drink?



Measuring CUP

HINT: The best way is to try this with real mugs and a pretend teapot (which could be a bottle!)



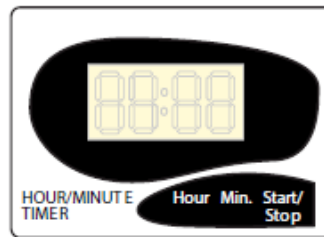
Challenge

What if each cat drank the same amount of tea?
About how many mugs would each of the different cats have to drink to empty the teapot?

A Bit Stuck? Just a minute

You will need:

- A timer, e.g. on a mobile phone



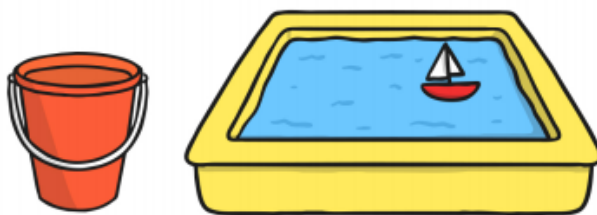
What to do:

- Ask an adult to help you to set the timer to 60 seconds, so that it counts back from 60 to 0 seconds. This is one minute.
- Choose one of these activities and see how many you can do in one minute!
 - Put on and take off your shoes (or socks if you have lace-up shoes).
 - Write your first name over and over again.
 - Sing 'head, shoulders, knees and toes', with actions!
 - Write numbers, starting with 100 and going backwards. How far can you get before time runs out?
 - Write today's day (e.g. Friday) over and over again.
 - Build a pyramid of six cups: three at the bottom, two in the next layer and one at the top, knock it down and repeat.
 - Take a pillowcase off the pillow and put it back on again.
 - Tip out a box of Lego and see how many pieces you can put back in one minute.
 - Draw as many smiley faces in a line as you can.
- Choose another activity. This time GUESS how many you might be able to do in a minute before you try.
- Repeat with another activity. You might want to repeat an activity and try to even more!

10. The bottle holds 2.5 litres of milk. If I needed 10 litres of milk, how many bottles would I need?



12. The water tray needs 30 litres to fill it up. The bucket holds 5 litres. How many buckets of water are needed?



Weekly Phonics/Spellings Tasks

(some of these can be repeated over the week)

This week's 'pattern' is adding the suffix '- ful' onto a root word. If the root word ends in a 'y', it changes to an 'i' before the suffix is added (e.g. plenty- plentiful).

- Find some examples that use the spelling rule and write them down e.g. *thank*. Then look at the spelling rule, change the last letter of the root word if needed, and add -full. How many can you find during the week?

- This week's common exception words are:

clockwise
anticlockwise

Try this anagram game on Spellzone. You have to use the letters to spell the list of words, and it is good for testing your mouse skills as well!

https://www.spellzone.com/word_lists/games-158181.htm

Weekly Writing Tasks

(Aim to do 1 per day)

Our work this week is based on Habitats and the Environment All the resources you need are attached in the PDFs **Woodland and Deserts**

Day 1 - Woodland Vocab 2

Once completed, write your own sentences about a woodland habitat to be completed.
(Have ready for your MS teams meet up later in the week)

Day 2 - Woodland Spag 1+2



What comes first?

First, put these words in the right order. Then, can you find them in the wordsearch? How quickly can you finish it?

April	January	Monday	Sunday
August	July	November	Thursday
December	June	October	Tuesday
February	March	Saturday	Wednesday
Friday	May	September	

Days of the week

Months of the year



Day 3 - Desert Vocab 2

Day 4 - Desert Spag

Once completed continue each sentence using a conjunction. See how many more prepositions you can include as well. Check your spellings too.

Day 5 - Design a poster for the opening of a zoo/wildlife park.

Zoos and wildlife parks have been allowed to be from this week. Can you design a poster to encourage people to go and explain what they will find the same and what will be different due to social distancing rules.

Make your poster as eye catching as possible.

(Bring to the next Teams meeting we have.)

Don't forget to try this week's word wheel puzzle at the bottom of this letter.

We've added an animal crossword to do as well, as so many of you said you enjoyed our Animal topic during our MS Teams meet this week! Good luck!

Learning Project - to be done throughout the week: Environment
(These are things to do through the week...aim for two or more if you can, and feel free to choose from last week's activities if there are any you did not do)

Our activities this week are all linked with the topic of Environment.

What a load of rubbish!: With your child look at the rubbish as a family you throw out. Do you help to recycle? How do you sort these into junk and into recycling? Look at the range of items and group them into different material groups. Talk to a family member about how certain groups are plastics and can also look and feel different to each other. Could you design a new way to help recycle more items? **Bring your ideas to the next MS Teams meeting.**

<https://www.bbc.co.uk/bitesize/clips/z8s87hv>

Beat the clock- Can you sort items into the correct recycling and waste bins?

<http://www.crickweb.co.uk/environment-links.html>

Weather reporter: Pick a day that you would like to present as a weather reporter. Can you create some symbols to use when you are talking about the weather? Can you talk about the weather in your local area and maybe compare to another place in the UK? Maybe try and video yourself?!

Switch it off: Ask your child to take a look at all the electrical devices in their house. Are they all plugged in? Do they need to be plugged in? Can you create a poster/signs to place around the house to help remind people to switch off appliances once they have finished?



Post a picture of your poster/signs on the blog. Use this icon
Bring your ideas to the next MS Teams meeting.

Science: Watch this link about habitats <https://home.empiribox.com/lessons/habitats-ks1/> Pick a lesson or try all of them!

Have a go at the Habitats worksheets attached.

More habitats fun: See <https://www.wwt.org.uk/discover-wetlands/home-learning-and-family-fun> for lots more ideas for home learning and habitats.

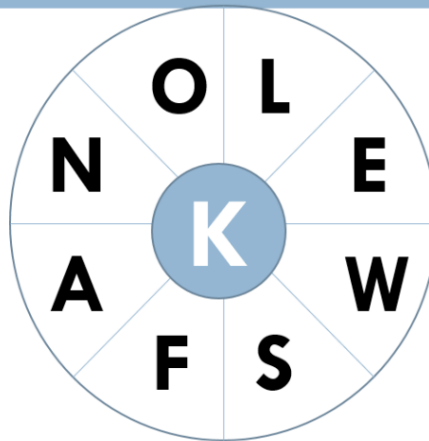
Word Wheel

Targets

Good 10+

Excellent 15+

Outstanding 20+



Find as many words as possible using the letters in the wheel.

Each word must use the hub letter and at least 2 others.

Letters can be only used once. There's a 9 letter word.

Use the picture clues to help you complete the names of the animals on the crossword!

