



# North Downs Home Learning Projects and Activities

## Week Beginning 29<sup>th</sup> June 2020

### Penguins/Puffins Year 1

The Home Learning letters for this summer term will provide you with a timetable of lessons for Reading, Writing, Phonics and Maths to work through each day. For those children who are at school we will be following the maths, phonics and writing tasks shown in this learning letter on the days listed. The learning projects listed on here will not be carried out at school as we have planned to do as much learning outside the classroom as possible. As always do feel free to extend your child's learning in whatever way you see fit. Once again thank you for all your support.

#### Weekly Maths Tasks (Aim to do 1 per day)

Warm up 5 mins every day - focus on quick recall of number bonds and fact families (6+4=10 so 4+6=10 and 10-6=4 and 10-4=6) as well as the x and ÷ facts for 10x table. Please continue to focus on this half term's KIRF (telling the time to o'clock and half past).

[www.topmarks.co.uk](http://www.topmarks.co.uk)

Hit the button

#### Daily lessons

<https://www.bbc.co.uk/bitesize/dailylessons> This is the link for the daily maths lessons on BBC Bitesize online.

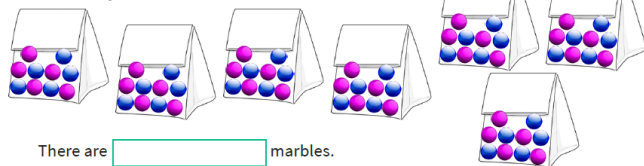
If you can't access the BBC bitesize lessons you could try the following activities:

#### Monday

##### Counting to 100

- How quickly can you count to 100 forwards? Can you count backwards from 100 to 0?

5. How many marbles are there?



There are  marbles.

Complete the number tracks.

a.	59	60	61		63	64	
b.	87	86			83	82	
c.	68	69				72	
d.	52	51				48	

Bryn is counting on one each time.

He says

"61, 62, 64, 66, 68"

Explain Bryn's mistake.

#### Weekly Writing Tasks (Letter Writing) (Aim to do 1 per day)

#### Monday- Walt: Respond and discuss orally ahead of writing.

Watch and listen to the animation - the link is in the Caterpillar Shoes Activity pack. Follow the prompts given on page 3 and 4 of the activity pack. As an extension, choose 2 questions to write down and answer in full sentences based on what has been discussed.

#### Tuesday- Walt: Create a comic strip

Use the template on page 6 of the activity pack. Identify six key features of the story. In each box draw a picture of the character and the setting. Add a caption. Decide which character is speaking and write what they say in the speech bubble. You might want add in your own so that both characters can have a conversation with each other.

#### Wednesday- Walt: Share our point of view

Watch the video again but this time really focus on the beetle in the story. Imagine you are the shiny beetle; read the questions on page 7 of the activity pack and answer them. Remember you are writing in the first person which means you have to use I because you are pretending to be the beetle. Once you've answered beetle's questions have a go at being the flea. Which mini beast did you like being the most?

#### Thursday- WALT: Write a letter (pg 8 of the activity pack)

Choose either the beetle or the flea and write a letter of thanks to the caterpillar. Remember to write in the first person again and try to use some amazing adjectives and verbs in your sentences. Don't forget to finish your letter by saying who it is from.

#### Friday- WALT: Write a simple poem

Use the word search activity on page 9 of the activity pack.

Once you have found all the words choose 4 words and think of a verb and an adjective for each one. Now create a poem using the following structure; verb, adjective noun and write the 5<sup>th</sup> line as: - All skipping with caterpillar shoes.

E.g Battling, black beetle.

11. Where will I land if I:


- a. Start at 80 and count forward three
- b. Start at 43 and count back seven
- c. Start at 17 and count on 15

1	2	3	4	5	6	7	8	9	10
11	12	13	14	15	16	17	18	19	20
21	22	23	24	25	26	27	28	29	30
31	32	33	34	35	36	37	38	39	40
41	42	43	44	45	46	47	48	49	50
51	52	53	54	55	56	57	58	59	60
61	62	63	64	65	66	67	68	69	70
71	72	73	74	75	76	77	78	79	80
81	82	83	84	85	86	87	88	89	90
91	92	93	94	95	96	97	98	99	100

## Tuesday

### Recognising coins

- You will need to find some coins - perhaps from your purse or money box. Can you identify the different coins? Can you put the coins in order of value from least to most?
- Have a go at filling in a chart like the one below. You could do coin rubbings to show what the coins look like.

Coin	Value	Colour
	1p	bronze

- How many different coins are there?

## Wednesday

### Recognising notes

- How many different notes are there? Can you put the notes in order of value from most to least?
- Look at the front and back of the notes. What can you see on each side?
- Are the notes all the same size?



Slithering, slimy snail.

Now can you have a go at a second verse? Can you include some alliteration?

## Writing Online

Please log onto Education

city <https://www.educationcity.com/>. Access the homework titled 'Home Learning Friday 26<sup>th</sup>

June'. Within here you will find several learn screens and games linked to using conjunctions the activities are called:

- Game - Sten and Klara's Sports Dat - **tablet friendly**
- Game - Space Hoppers - **tablet friendly**
- Game - Pitch and Putt - **tablet friendly**

We will log on at the end of the week to check to see who has completed them.



## Thursday

### Counting money

- Take a handful of coins and see if you can count up how much money you have got.
- Have a go at answering the questions below:

6a. What is the value of each set?



VF

7a. Circle the coins that total 22p.




VF

8a. Circle the set of coins with the least value.



- How much money is in the purses shown below?



## Friday

### Challenge

Make 60p in as many different ways as you can using these coins.  
Use three coins or less.



Choose at least five pairs of items to add. What number facts can you use?



- What is the cheapest pair of items you could buy?
- What is the most expensive pair of items you could buy?

### Weekly Phonics/Spellings Tasks (Aim to do 1 per day)

#### Home Learning - Phonics

This week we are looking at the sounds 'aw' and 'au' both saying 'or' as well as the Common Exception Words - one, put, our.

Follow the adventures of Kit and Sam. Work through the PowerPoints with each lesson there is an activity to complete. You will find the PowerPoints and activity sheets attached.

**Monday** - Lesson 1 - 'au' saying 'or'

**Tuesday** - Lesson 2 - 'au' saying 'or'

**Wednesday** - Lesson 3 - Common Exception Words Activity Mats

**Thursday** - Lesson 4 - 'aw' saying 'or'

**Friday** - Lesson 5 - 'aw' saying 'or'

#### Phonics Online

This week's sounds are 'au' and 'aw'. Please log onto Education city

<https://www.educationcity.com/>. Access the homework titled 'Home Learning Friday 26<sup>th</sup> June'.

Within here you will find an activity for each sound.

- Game - Paws and Claws - **tablet friendly**
- Game - Autumn Watch - **tablet friendly**

We will log on at the end of the week to check to see who has completed them.

### Weekly Reading Tasks (Aim to do 1 per day)

**Monday** - Mini beasts reading comprehension. There are 3 differentiated reading tasks; choose one that you feel most confident reading.

**Tuesday** - Aesop's fable The ant and the Grasshopper (see attached sheet)  
Now choose another fable to read from the link below.  
<http://www.read.gov/aesop/001.html>

**Wednesday** - You tube The Very Quiet Cricket  
<https://youtu.be/YdiGEjz5b0Q>

**Thursday** - Reading Comprehension - Minibeasts poems. Have a look at the selection of poems. Choose 3 or 4 to read aloud.

**Friday** - read along with mad about minibeasts.  
<https://youtu.be/SW-7MgHEZOE>

#### Reading Online

Please log onto Education city <https://www.educationcity.com/>. Access the homework titled 'Home Learning Friday 26<sup>th</sup> June'. Within here you will find a reading comprehension.

- Learn Screen - Story of My Life 2 - **tablet friendly**

We will log on at the end of the week to check to see who has completed them.

# Learning Project - to be done throughout the week: Caterpillar Shoes

These can be done in any order on the days your child is not at school.



### Minibeasts Home Learning Challenge

There are 9 ladybirds on a leaf. If 6 fly away, how many would be left on the leaf? You could use your fingers or draw a picture to help you.

Using the letters in the word 'caterpillar', what other words can you make? Make a list of the words you can find - as a start the words 'tap' and 'rail' can be made!

Practise the 'Incy Wincy Spider' rhyme - can you make up some actions to go with the words?

Take a walk around a garden, park or outside area. What minibeasts can you find? Try looking under plant pots or stones, looking on leaves or bushes or around some plants and flowers. You could draw a picture or take a photo of any minibeasts you find.

Try making a model minibeast! You could use playdough or empty cardboard boxes and tubes. Empty yoghurt pots or plastic bottles could also be used. Maybe you could make a butterfly, a worm, a ladybird or a spider.



### How to make an insect hotel

**the express way!**

- What you need: hollow plant stems, like bamboo canes; twigs and sticks; string.
- 1) Collect handfuls of dried twigs and sticks.
- 2) Tie the bundles quite tightly in neat piles.
- 3) Put into a hedge / bush or hang in a sheltered place.

**the deluxe way!**

- What you need: small bag or unopened tin can; hollow plant stems, like bamboo canes; twigs and sticks; an adult to help with tools; wood glue; nails and hammer; or screwdriver and wood screws; drill and slow speed bit.
- 1) Make a wooden frame using the wood with screws or nails.
- 2) Fill the frame with stems, twigs and sticks.
- 3) Fix a wire loop to the back of the frame and hang somewhere sheltered.

Make sure you go on a minibeast hunt around your garden and local area, and then try some of the above activities.

Create a minibeast collage.

<https://www.atouchofthewild.co.uk/one-for-the-kids-how-to-make-an-insect-hotel/>

Try the extra activities on pages 12 and 13 of the caterpillar shoes activity booklet.

### Caterpillar Shoes

Shape Reflection: Can you reflect the pattern on the left to reveal the whole picture?

### Caterpillar Shoes

Help baby flea find his way through the shoelace maze back to his family shoe.

**Music:** Charanga

**PE** [www.youtube.com](http://www.youtube.com) Joe Wickes/ Cosmickidsyoga. You can continue to use the active challenge sheet from last week and record any journeys you go on to see how far you go.

### Science Online

Please log onto Education city <https://www.educationcity.com/>. Access the homework titled 'Home Learning Friday 26<sup>th</sup> June'. Within here you will find several learn screens and games linked to plants.

- Learn Screen - Leap Frog
- Game - Leap Frog

We will login on at the end of the week to check to see who has completed them.

### **Computing Online**

Please log onto Education city <https://www.educationcity.com/>. Access the homework titled 'Home Learning Friday 26<sup>th</sup> June'. Within here you will find several learn screens and games linked to your computing skills.

- Game - Online Gaming - Safety First

We will login on at the end of the week to check to see who has completed them.

Please remember we have our Year 1 blog in Purple Mash where you can keep in touch with us.

<https://www.purplemash.com/sch/northdowns>