



North Downs Home Learning Projects and Activities

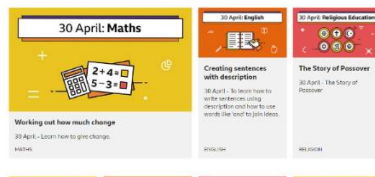
Year 2 - Week beginning 29/6/20

Well done for another great round of Teams meetings! All the work you brought to show was brilliant and shows you have been using your time to learn some great new things.

Weekly Maths Tasks (Aim to do 1 per day)

<https://www.bbc.co.uk/bitesize/tags/z7s22sg/year-2-and-p3-lessons/1>

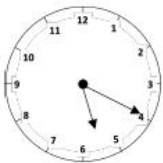
Year 2 and P3 lessons

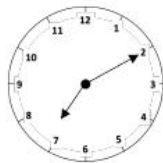


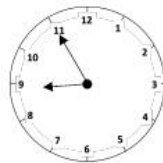
You could also try the following activities:

TIME - Year 3

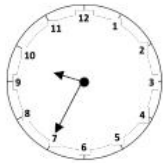
What is the time? Fill in the answers in the box under the clock.




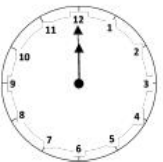


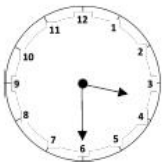


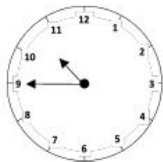


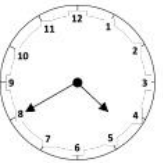


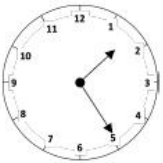


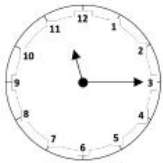












Weekly Reading Tasks (Aim to do 1 per day)

Our work this week is based on **Transport**

All the resources you need are attached in the PDFs

Day 1 - Read or listen to Mrs Armitage on wheels.

<https://www.youtube.com/watch?v=Fe9GVI7bu9g>

Can you list all the ways Mrs Armitage changes the bike?

Day 2 - Read Whoopee... Hyperloop PDF -

Write 5 questions about the book and record the answers. Email the questions to Mrs Tubb or Mr Smith to use during the MS Teams meetings.

Day 3 - Transport Comprehension.
(transport comprehension pdf)


Day 4 - Listen to 'Whatever Next' by Jill Murphy

<https://www.youtube.com/watch?v=6c5cb0u0rPM>

Make some masks for the characters in the story, 'Whatever Next?'. Share the story with a family member at home or on Facetime.

Day 5 - Find and read other books by Jill Murphy.

Can you compare her books? Is there anything the same? How do they differ? Write a book review for your favourite story.



Splash, Splash, Tick and Tock!

You are in charge of managing time at the local swimming pool and sports centre. From parties to pool-time, gymnastics to ping pong and babies to daddies, everyone will stick to your time plan!



PARTY TIME!





1. The pool parties all happen on a Sunday afternoon. The children have half an hour to change, half an hour of swim time, half an hour to change again, half an hour to eat and half an hour to play in the play-gym. The party start times are written below can you draw the time on the clocks to go on the website.

12 o'clock

half past one

3 o'clock

half past four



2. Use the times below to complete the invitation for a pirate themed party.

Come to my swimming party!

Dear _____

My party starts at half past one. We will be very busy...

Swim time		Meal time	
Changing time		Play time	

3 o'clock

1 o'clock

half past 3

half past 2

2 o'clock

Telling the Time to 5 Minutes


4. Draw a line to match the times to the number on the clock that the minute hand would be pointing at.

10 past

5 to

20 past

quarter to



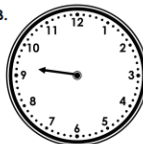
5. Draw the minute hand on the clocks to tell the correct time.

A.



20 past 5

B.



10 past 9



6. Bill's oven has broken and he can only cook one bun at a time. He has 5 buns and each bun will take 5 minutes to cook.



If I start cooking at 10 past 12, I will be finished at half past 12.



Is Bill correct?
Explain how you know.

3. It takes Shawaiz 5 minutes to complete each worksheet his teacher gives him. He has 3 worksheets to complete.



If I start working at 1 o'clock, I will be finished at quarter past 1.



Is Shawaiz correct?
Explain how you know.

Weekly Phonics/Spellings Tasks

(some of these can be repeated over the week)

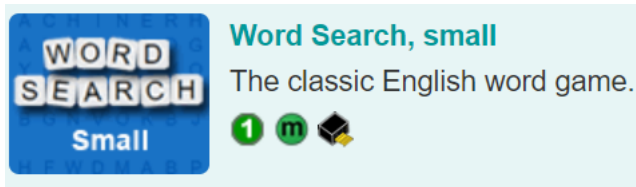
This week's 'pattern' is adding the suffix '- less' onto a root word (it can be a noun or a verb) to change it to an adjective.

- This rule is quite simple. Just find some examples that use the spelling rule and write them down e.g. pain. Then add less (painless). How many can you find during the week? Could you add a noun as well to make a noun phrase? For example, *a speechless teacher*, or *the thankless task*
- You could then compare some of these words to those we looked at last week: can you add both *-full* and *-less* to the root words? *Did you use any of the same root words?*

This week we have attached a big word search using our common exception words. If you enjoy it, try this online version on Spellingzone:

https://www.spellzone.com/word_lists/games-158181.htm

When you get to the website click on this icon to take you to the game:



Weekly Writing Tasks

(Aim to do 1 per day)

Our work this week is based on Travel and Transport (the topic we would have been studying at school) All the resources you need are attached in the PDFs

Day 1 - Explore the Brooklands website.

<https://www.brooklandsmuseum.com/>

Write down up to 5 questions you could ask someone about the vehicles Brooklands have, using the website. Make a note of the answers too. **Send your questions to Mrs Tubb or Mr Smith via email as they may use them at a Teams meeting to ask the class. You will need your answers handy so you can confirm whether your question is answered correctly.**

Day 2 - Make an A-Z list of transport vehicles. Think about transport from the past and the present.

Use these vehicles to write a list poem about a boat, a train, a plane or even a submarine. E.g. Wooden tracks sleep, roaring wheels charge, smokey engines smoke.

Day 3 - Spag practice -

See PDF adding ful and less suffixes.

Day 4 - Interview questions

Ask a member of your family or a family friend who is older than you (eg grandparent/auntie/next door neighbour) about their travel and how it has changed over their life. Plan some questions to ask first eg what was their first family car? How did they use to travel to primary school? Have they ever

Common exception words Year 2

C N P O N L Y S T B O M P F F H B E F A S T W J O
S U R E A E V E N E G O J B B K W U M I N D Q Z
A U N B A T H U C H O L K E V V F S H O U L D W
G U B J W B S B O I L K Q A Z Q P I M P R O V E
A S M O N E Y L U N D I P U C H A L F O S P J O
I F G R A S S K L D I N L T T B R Y A G E L X U
N A B S R G C L D V I D A I S C O L D G A F R Z
S T P U C V H E C F V F N F J C H Y C X F I N D
X H G G L R B O W H O L T U E L O V C G Q C Y W
A E C A I J P U M R Y U N L V B U X H L M W L I
N R L R M K A I X Z J T K P E R R Z R K A H P L
Q E A H B P R C G L U W S R R E L W I G N O W D
B O S O Q A E P A T H N T E Y A A S S F Y L C O
X M S L K S N G R E A T E T B K D T T Q T E L L
W O L D L T T A P K O T A T O D O U M M Q K O D
O S H V B F S R U E S D K Y D V K W A K R U T L
U T I E R L V P O O R I V R Y B K M S H D C H G
L A Q W S O G P E O P L E Y L G M O V E R S E P
D O O R P O R Q I V B U S Y B E C A U S E R S A
C C L R W R Y N S E P R O V E U E B O G R A K S
H A A O A A F T E R C K D X W B V J E E E N C S
M Z S B T J A H S I Y K W G Z X E M Y Y T Y S V
D R T P E R D C H I L D R E N T R R U E T O L D
M E J P R D B O T H Y N Z E W X Y S C H I L D Y

poor floor door Christmas parents Mrs Mr money half again water people
busy clothes many any whole who would should could eye sugar sure
improve prove move hour bath path plant pass grass class father past
last fast after beautiful pretty steak break great even everybody every
told hold gold cold old both only most climb wild children child behind
mind kind find because

A copy of this word search is saved as a PDF

Don't forget to try this week's word wheel puzzle at the bottom of this letter.

We've added a transport crossword to do as well.

used unusual types of transport? How many types of transport have they used?

Day 5 - Changes times of travel article:
Write up your interview into sentences. Try and write them in chronological order and then choose one thing to draw about and write a caption for.

Learning Project - to be done throughout the week: Transport
(These are things to do through the week...aim for two or more if you can, and feel free to choose from last week's activities if there are any you did not do)


Our activities this week are all linked with the topic of Transport.

Holidays:

We all hope we can get to go on holiday soon. Write a little wishlist of where you'd like to go and what you would take...just in case our wish comes true!



Design and make your own vehicle: Design a vehicle. Make sure you include all the details such as colours and any materials you will need. Use your plan to make your own vehicle. Remember to turn any boxes inside out so you can paint them and if possible use masking tape. Challenge: Can your vehicle have moving wheels on an axle? (Bring your model to the next Teams meeting to show)



Transport Through Time!: Support your child to create a timeline of transport from the past to the present. Find a selection of photographs and place them in the correct order. Take a look at the online resources from the transport museums to help you. Use the transport through the ages PDF to help you.

Create a booklet about different forms of transport. Find out about the first aeroplanes. Who was the first person to fly in one? Who invented the first train? Look at pictures of the penny-farthing. Why do you think we don't ride them today? What makes racing bikes different from mountain bikes?

Wacky Wheels- Cut out a circle from an old cardboard box. Ask your child to create a wheel print using this template and paint. If you do not have paint, your child could draw around the circle and create a repeating pattern. Look at this Sonia Delaunay print for inspiration.

<https://www.tate.org.uk/whats-on/tate-modern/exhibition/sonia-delaunay/ey-exhibition-sonia-delaunay-room-guide/ey-1>

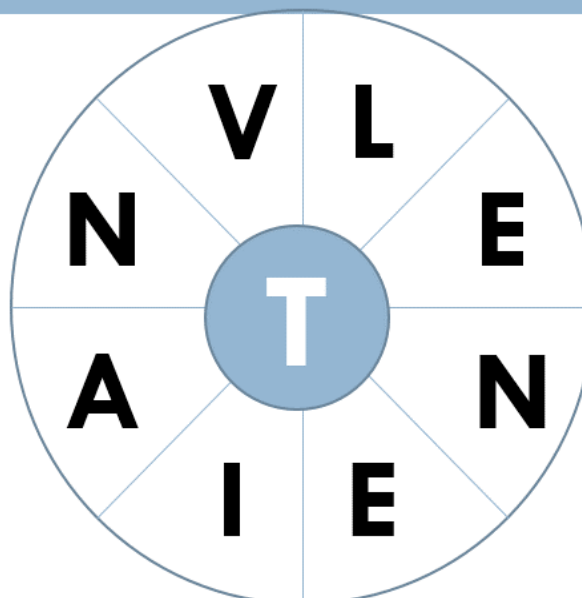
Share on the blog and bring to the next Teams meeting

Active with wheels: Do some exercise this week **using any type** of wheels. Be as imaginative as possible. Take a photo of you doing it and put on the blog and bring to the MS Teams meet if possible. Write a caption for your photo and a short explanation of what and how you did your exercise. Let's see who has the craziest idea!

Word Wheel


Targets

Good 10+
Excellent 15+
Outstanding 20+




Find as many words as possible using the letters in the wheel.
Each word must use the hub letter and at least 2 others.
Letters can be only used once. There's a 9 letter word.

-TRANSPORT



ACROSS →

- 4- A small motorbike with small wheels.
- 5- An electric vehicle that transports people, usually in cities, and goes along metal tracks in the street.
- 8- A vehicle made for travelling in difficult conditions.
- 10- A closed four-wheeled vehicle used for transporting goods or people.
- 11- It travels under a large city.
- 12- A healthy vehicle that has got two wheels and two pedals.
- 15- A vehicle that flies in the air and has wings.



DOWN ↓

- 1- A bus with two levels. In London, they are red.
- 2- A small vehicle that is used for travelling on water.
- 3- A strong vehicle with large wheels that is used on farms.
- 4- A large boat used for travelling long distances across the sea.
- 5- A line of railway cars moved by a locomotive.
- 6- A vehicle that has got two wheels and it's very fast.
- 7- A vehicle that can stay in the air without moving.
- 9- A very large and heavy road vehicle for carrying big items.
- 12- It is a big and long vehicle with a number on it. It carries a lot of passengers in cities.
- 13- A very common vehicle for four or five passengers. Many families have got one.
- 14- It's a type of car. A person drives it for money.

