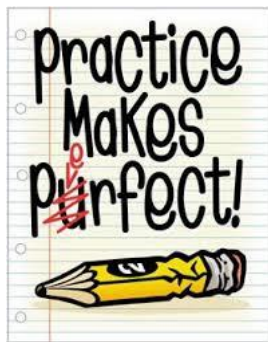


Weekly Maths Tasks (Aim to do 1 per day)

Warm ups:

- Begin with [Times Table Rockstars](#).



- How much can you remember? Have a go at the Y6 Maths Home Learning Revision Pack - spend about 20 minutes doing a couple of pages each day.

Main activity:

Maths lessons -

<https://whiterosemaths.com/homelearning/year-6/>
<https://www.bbc.co.uk/bitesize/dailylessons>

You know the routine by now! Content will be the same on both websites, although the input will differ. Depending on how confident you are with the area being covered, begin by watching the White Rose clip and then look at what Bitesize offer for consolidation, following up with the activity sheets / games that they recommend.

This is what's being covered this week:

Monday - Introducing ratio, including the language and symbol

Tuesday - Represent and calculate ratio


Wednesday - Use scale factors to enlarge shapes

Thursday - Solve problems involving ratio in different contexts

Friday - Challenge of the Week



Under normal circumstances, this would have been the first week of the Wimbledon Lawn Tennis tournament, so this week's maths mystery is entitled: **The Mystery of the Missing Umpire**. Enjoy!



- Challenge your family to a game of Mathopoly! All you need are dice and counters - the game board, chance & challenge cards (plus answers!) and scoreboard are all provided, waiting for you to play.

Weekly Reading Tasks (Aim to do 1 per day)

- Reading this week takes a few different paths .Are you still reading the same book as last week? Have you read more than one book this week? Have you changed your interests over the months at home?



<https://summerreadingchallenge.org.uk/>

- **The Summer Reading Challenge** is the UK's biggest free reading promotion for children; it's run by the charity The Reading Agency and delivered with Public Libraries. This year, the Summer Reading Challenge's Silly Squad will celebrate funny books, happiness and laughter. Visit the website and your local library website to find out how you can access eBooks, audiobooks, comics and magazines for free so that you can complete the challenge from home.

- **Comprehension** Two for you, but this week has one with a twist.

Alfred the Great is straight forward, also check out the links on Alfred in the History section. Now for the twist.

Map reading is quite a skill



Try a different reading challenge with our Geography Comprehension. There are some great links to delve into.



Weekly GPS Tasks (Aim to do 1 per day)	Weekly Writing Tasks (Aim to do 1 per day)
<ul style="list-style-type: none"> Complete the 'Croaky' spelling worksheet, really try hard to get the correct spellings. If you struggled with some try pyramid learning. Create a pyramid by slowly building the word. <div data-bbox="60 297 429 544" data-label="Image"> </div> <div data-bbox="577 264 718 448" data-label="Text"> <p>P PY PYR PYRA PYRAM ...</p> </div> <p>This building skill is useful when practising a tricky spelling.</p> Spelling rules time, go back to your Spelling Rules Guidance Booklet (Wk. 24.04.20), use Spellzone or Word Study and concentrate upon: 'ough'. This is one of the trickiest spelling patterns in English as it can be used to spell a number of different sounds. How many can you discover this week. Make a list. <div data-bbox="92 981 707 1323" data-label="Image"> </div> <ul style="list-style-type: none"> How strong is your memory on parts of speech? Try the Ppt quiz- It has all the answers too, no peeking ahead! <div data-bbox="577 1352 671 1518" data-label="Image"> </div> <div data-bbox="713 1366 727 1507" data-label="Text"> <p>shutterstock - 653491477</p> </div>	<p>This week we are using film to lead our writing. Earlier this year, we guided you through Chaperon Rouge, now you are older and wiser you can really excel with greater imagination and a confident approach. All resources are on the attached Writing Help Sheet.</p> <p>Day 1 Look at the attached image. Copy this and try to give it a personality. Give the character a name and back history. One rule - it cannot be from a film /game/ book or TV programme; this character is unique to you. Write a character description. See the attached examples. This needs to be interesting and detailed. Use a thesaurus or dictionary to expand beyond the basic vocabulary. Now set up the animation: https://www.youtube.com/watch?v=tf6_GJM03BY If it is difficult to stop and start, then only watch to 1:06 today. Otherwise use the guidance pauses and make notes at each section. Notes need to include- feelings, sounds, senses, images and maybe smells! Pause at 0.43. Continue through the film stop again at 1:06. Continue through the film stop again at 1:46. Now take time to anticipate what happens next. Start a cartoon strip to go with your stopped images. Day 2 Continue in the same way to the end of the film. Possible pauses: 1:49, 2:19, 3:02, then to the end. Was your ending similar? Continue your cartoon strip of the story. Day 3 &4 Look at the WILF (What I am Looking For), could you have included these in your cartoon story? Now it is time for your story planning. Watch the animation. https://www.youtube.com/watch?v=QckMmkeAhyQ Ideally stop at these points -as they will give you paragraphs pointers. 0.53, 1.20, 2.00, 2.41, 2.34 Also try to include an example of each part of the WILF in your planning. A sketch might help for the paragraphs. Can you finish the story- what happens next? Day 5 Using the WILF, your notes and if needed sketches to write the story of The High-Flying Giraffes.</p>

Art



29 June – 19 July 2020

Children's Art Week is a UK-wide programme run by Engage, the National Association for Gallery Education.

In 2020, Children's Art Week will take place online, at home and in schools across three weeks in June and July. Each week will focus on a special theme.

- Week 1 (from 29 June): The Natural World
- Week 2 (from 6 July): Connecting across generations
- Week 3 (from 13 July): Literacy and creative writing

Great art challenge ideas for inspiration <https://www.twinkl.co.uk/resource/t-ad-061-art-and-design-challenge-cards>

Science

Have a look at this lesson on Evolution and Inheritance: <https://home.empiribox.com/lessons/living-things-evolution/> attempting the challenges on the **Inheritance** sheet when prompted. Will you be able to figure out to figure out which Mr Men and Little Miss characters are the parents of the children?



History

Who was Alfred the Great?
Was he really all that great?
Find out about him here: <https://www.bbc.co.uk/bitesize/topics/zxsbcdm/articles/z9tdq6f> and make your own mind up!



Why couldn't they
have just called me
Alfred the
Awesome?!


Just for fun....

- Choose a hands-on science experiment to do at home from the wide range available from Science Fun here:

<http://www.sciencefun.org/kidszone/experiments/>




Be sure to check out the link to the jokes page!



Rainbow in a Glass:

Use Skittles to Form a Rainbow



Paper Hovercrafts:

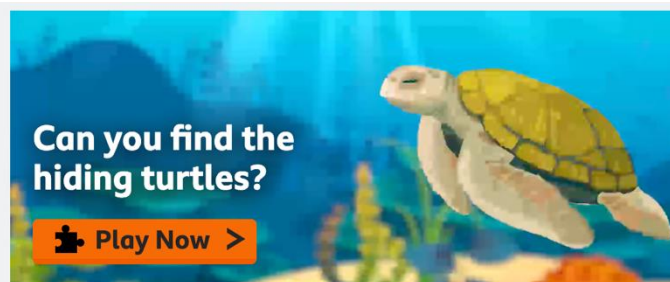
Paper Airplanes on the Next Level

- Who likes puzzles? Try out some challenges on Newsround Puzzle page:

<https://www.bbc.co.uk/cbbc/puzzles>



Race the Clock: Cheese Chaser



Can you dress the footballers in 10 seconds?