



North Downs Home Learning Projects and Activities

Year 1 Week Beginning 6th July 2020

The Home Learning letters for this summer term will provide you with a timetable of lessons for Reading, Writing, Phonics and Maths to work through each day. For those children who are at school we will be following the maths, phonics and writing tasks shown in this learning letter on the days listed. The learning projects listed on here will not be carried out at school as we have planned to do as much learning outside the classroom as possible. As always, do feel free to extend your child's learning in whatever way you see fit. Once again thank you for all your support.

Weekly Maths Tasks (Aim to do 1 per day)

Warm up 5 mins every day - focus on quick recall of number bonds and fact families ($6+4=10$ so $4+6=10$ and $10-6=4$ and $10-4=6$) as well as the \times and \div facts for 10x table. Please continue to focus on this half term's KIRF (telling the time to o'clock and half past).

www.topmarks.co.uk

Hit the button

Daily lessons

<https://www.bbc.co.uk/bitesize/dailylessons> This is the link for the daily maths lessons on BBC Bitesize online.

If you can't access the BBC bitesize lessons you could try the following activities:

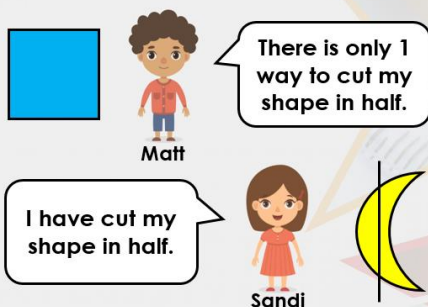
Monday

Find half of objects

- Have a go at cutting out some 2d shapes e.g. circle, square, oblong, triangle, pentagon and see if you can fold them in half. Can you fold them in half in more than 1 way?

How many different ways can you shade one half of the shapes?

Are the children correct?



Explain your answer.

Matt is not correct because...

Sandi is not correct because...

Weekly Writing Tasks (Letter Writing) (Aim to do 1 per day)

Monday- Walt: Write a riddle

Look at the presentation on what am I? Maybe you wrote a riddle for a rainforest creature a few weeks back that you could look back at. Now choose two or three minibeasts from Caterpillar Shoes and write a riddle of your own.

Remember to use adjectives and verbs!

Tuesday-Walt: Write a description.

Using the word bank on page 3 of the Caterpillar shoes booklet from last week and the writing prompt sheet on page 14, write a short description for each picture prompt.

Wednesday- Walt: Write a short story

Use the picture stimulus below;



First, create a word bank of nouns, adjectives and verbs to help you with your vocabulary. Think about these questions: Where is the ladybird? What does the ladybird want to do and why? Does she succeed? Orally rehearse your story to an adult. Now you are ready to write!

Thursday- WALT: Research a topic

Use the information cards attached. Choose your favourite minibeast. Research, make notes, draw a picture with labels and captions.

Have a look at some clips from David Attenborough; <https://www.youtube.com/watch?v=oE7sGyCBWr8>

Friday- WALT: Write a fact file

Using the information from yesterday design and create a fact file. Your file must include a Heading, a labelled picture, a caption, a description and an interesting fact!

Writing Online

Please log onto Education

Tuesday

Find half of amounts

- Use some cubes, pasta pieces, marbles etc. Get a handful and see if you can find half of the amount. (Try putting them in to 2 equal groups). Is it possible to split all numbers in half? Can you find half of an odd number?

Ayesha has read half of the books in her class library.

There are 16 books in her class library.

How many books has she read?

Use counters or draw a picture to help you.



5a. These flowers have been halved incorrectly. How many should be in each group?



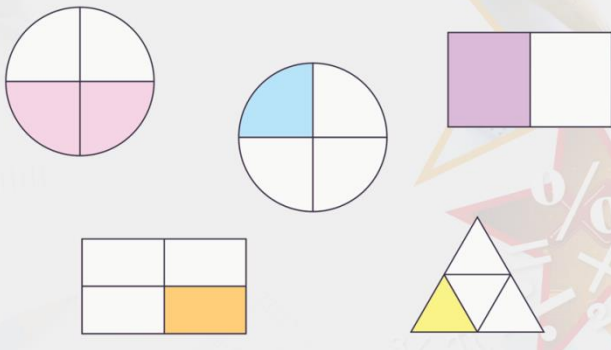
Explain how you got your answer.

Wednesday

Find a quarter of objects

- Have a go at cutting out some 2d shapes e.g. circle, square, oblong, triangle, pentagon and see if you can fold them into quarters. Can you fold them into quarters in more than 1 way?

Which shapes show one quarter?




city <https://www.educationcity.com/>. Access the homework titled 'Home Learning Friday 3rd July'. Within here you will find several learn screens and games linked to using conjunctions the activities are called:

- Game - Manu's Music Machine - **tablet friendly**
- Game - Amazing Words
- Game - Crazy Golf
- Game - Putt these in order - **tablet friendly**

We will login on at the end of the week to check to see who has completed them.

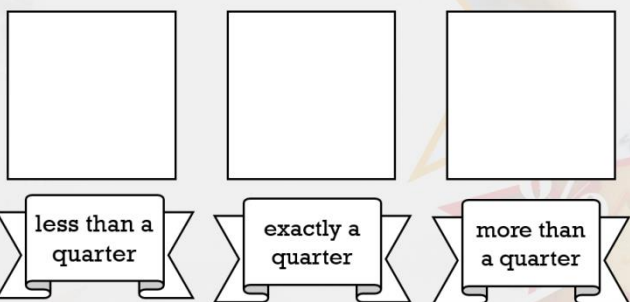
How could you colour a quarter of this shape?
Think of three different ways of doing it.



Thursday

Find a quarter of objects

How could you colour the shapes to match their labels?

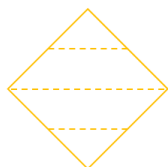
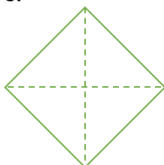


Alex and Jack are talking about quarters.



Alex

My shape shows
quarters because it
has four equal parts.



My shape shows
quarters because
it has four parts.



Jack

Are they correct?
Explain your answer.

Friday


Challenge

- Have a go at the questions below

Beth says:



A quarter of
this shape is
coloured in.



Is she right? Explain your answer.



You can split this shape into quarters by drawing two lines or by drawing 3 lines.



Is he right? Explain your answer.

Mr. White has asked his class to put one quarter of the balls into the hoop.



Teddy

I'm going to put one ball in the hoop.



I'm going to put three balls in the hoop.

Whitney



Tommy

I'm going to put four balls into the hoop.



Who is correct? Can you explain any mistakes made?

Weekly Phonics/Spellings Tasks (Aim to do 1 per day)

Home Learning - Phonics

This week we are looking at the sounds are 'ow' and 'oe' both saying 'oa' as well as the Common Exception Words - once, friend and school. Follow the adventures of Kit and Sam. Work through the PowerPoints with each lesson there is an activity to complete. You will find the PowerPoints and activity sheets attached.

Monday- Lesson 1 - 'ow' saying 'oa'

Tuesday- Lesson 2 - 'ow' saying 'oa'

Wednesday- Lesson 3 - Common Exception Words Activity Mats

Thursday - Lesson 4 - 'oe' saying 'oa'

Friday- Lesson 5 - 'oe' saying 'oa'

Phonics Online

This week's sounds are 'ow' and 'oe' saying oa.

Please log onto Education city

<https://www.educationcity.com/>. Access the homework titled 'Home Learning Friday 3rd July'.

Within here you will find an activity for each sound.

- Game - Foes and Heros - tablet friendly

We will login on at the end of the week to check to see who has completed them.

Weekly Reading Tasks (Aim to do 1 per day)

Monday- Cautious caterpillar story as a presentation. Now try the crossword!

Tuesday- Aesop's fable; The gnat and the bull - use the link below to find the story; Then choose another to read;
<http://www.read.gov/aesop/001.html>

Wednesday- You tube The Bad Tempered Ladybird
<https://youtu.be/bH6UIYCRmAE>

Thursday- Reading Comprehension; Habitats (try the habitats worksheet)

Friday- Reading Comprehension: Snails

Reading Online

Please log onto Education

city <https://www.educationcity.com/>. Access the homework titled 'Home Learning Friday 3rd July'. Within here you will find a reading comprehension.

- Learn Screen - Story of My Life 3 - tablet friendly

We will login on at the end of the week to check to see who has completed them.

Learning Project - Caterpillar Shoes.

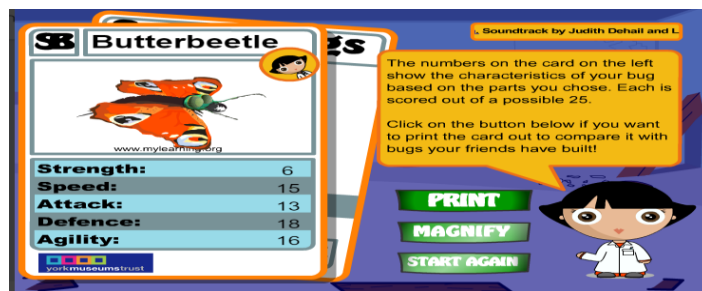
To be done throughout the week: These can be done in any order on the three days your child is not at school.



<p>Life Cycle of a Butterfly Writing Activity</p> <p>Write a sentence about each part of the life cycle of a butterfly. Use the boxes at the top to help you.</p> <div style="display: flex; justify-content: space-around;"> <div> <p>eggs</p> </div> <div> <p>butterfly</p> </div> <div> <p>leaf</p> </div> </div> <div style="display: flex; justify-content: space-around;"> <div> <p>caterpillar</p> </div> <div> <p>chrysalis</p> </div> </div> <div style="display: flex; justify-content: space-around;"> <div> <p>sound it out</p> </div> <div> <p>finger spaces</p> </div> <div> <p>full stop</p> </div> </div> <div style="display: flex;"> <div style="width: 100px;"> </div> <div style="width: 200px;"> <p>_____</p> <p>_____</p> <p>_____</p> <p>_____</p> </div> </div>		<p>on www.redtedart.com</p>
<p>Look at the ppt of the life cycle of a butterfly and then complete the attached sheet.</p>	<p>Try the multiplication mosaic challenge!</p>	<p>Have a go at making some 3D minibeasts. Look at www.redtedart.com for more ideas.</p>

How about creating your own Super Bug;
Use the link below:

<https://www.mylearning.org/resources/create-your--own-super-bug>



Maths Online

Please log onto Education city <https://www.educationcity.com/>. Access the homework titled 'Home Learning Friday 3rd July'. Within here you will find several learn screens and games linked to your computing skills.

- Learn Screen - Half-time Score - **tablet friendly**
- Game - Clocking In - **tablet friendly**
- Game - Don't be a Shellfish - **tablet friendly**

We will login on at the end of the week to check to see who has completed them.

Science Online

Please log onto Education city <https://www.educationcity.com/>. Access the homework titled 'Home Learning Friday 3rd July'. Within here you will find several learn screens and games linked to plants.

- Learn Screen - Seasons to be Cheerful - **tablet friendly**
- Game - Seasons to be Cheerful - **tablet friendly**

We will login on at the end of the week to check to see who has completed them.

Music: Charanga

PE www.youtube.com Joe Wickes/ Cosmickidsyoga

Thinking about communication, please remember we have our Year 1 blog in Purple Mash. This is a great way to keep in touch with each other and share stories about what you have been up to or even ask us any question you have. <https://www.purplemash.com/sch/northdowns>