

Dear Parents and Children of Year 3,

We are sorry we can't be with you for the rest of this week. We have set up some activities that you can do at home. These activities can be spread over Thursday and Friday. It doesn't matter which order you do them in, apart from the English, plan first then write and Maths the Varied Fluency sheet first and then the Reasoning and Problem Solving sheet.

In English we have been looking at autumn poems and finding the features of poetry. It is now your turn to plan your own autumn poem based on Autumn Nights by Sara Fox.

Try to include powerful adjectives, verbs and adverbs. We have included a poster you can look at to remind you about some of the Figurative Language devices that we have explored in class. You should create a mind map on paper, using themes of autumn to create each verse e.g. leaves - falling gently, brown, crunchy. Perhaps you could use animals, Halloween or bonfire night. You could include repetition like Sara Fox.

You can write your poem on paper, decorate around it, and then take a photo to email it. Or type it into a Word document (insert pictures if you like) and email it back to your teacher.

If you finish your poem and you have more time, then please keep reading and recording in your diary, as well as learning your spelling words that are in your diary. You could write some silly sentences including homophones and adverbs.

### Maths

In Maths we have been looking at subtracting from Hundreds, tens and ones. The Home Learning videos from White Rose are a good starting point to complete the task sheets.

Answer the questions that you would normally complete in class (1a or 4a/5a then b questions)

<https://whiterosemaths.com/homelearning/year-3/>


**Week 7 - Subtract a 2-digit number from a 3-digit number - crossing 10 or 100**


You can also login to Times Table Rock Stars, Sumdog and Education City at any time.


### Topic and Computing


We have set some activities for you to complete on Purple Mash. Please see the instructions below for how to find the activities.


If you login to [Purple Mash](https://purplemash.com) you will see 4 tasks in your 2Do area



 **2Do: Egyptian Pyramids**  
Write a letter for your family to tell them about the pyramid you are helping to build.  
Pyramids  
(Assigned to: Year 3. Set by: Rebecca Winslade)  
[Preview](#) [Edit](#) [Close](#) [View Folder](#)

 **2Do: Adverbs Quiz**  
Test your knowledge of adverbs with this quiz.  
Adverbs  
(Assigned to: Year 3. Set by: Rebecca Winslade)  
[Preview](#) [Edit](#) [Close](#) [View Folder](#)

 **2Do: Haunted Scene**  
Learn to move spooky sprites in our haunted scene  
(Assigned to: Year 3. Set by: Rebecca Winslade)  
[Preview](#) [Edit](#) [Close](#) [View Folder](#)

 **2Do: Vehicles**  
Can you make the vehicles move at different speeds?  
(Assigned to: Year 3. Set by: Rebecca Winslade)  
[Preview](#) [Edit](#) [Close](#) [View Folder](#)

### Purple Mash

Egyptian Pyramids – a typing task to write a letter to your family, imagining that you are building the pyramids! You could research facts about the pyramids first on the DK Find Out website. There's so much on there and it's all free to read. <https://www.dkfindout.com/uk/>

The other two tasks are linked to the computing that we have just started. Try the Haunted Scene and then Vehicles. If you enjoy these, then you might like to try Scratch again like we did at school. Parents are able to read information here and watch a video about the Scratch community online. <https://scratch.mit.edu/parents>