



North Downs Primary School Welcome to Year 1



WELCOME TO PENGUIN CLASS!



Meet the
team!

Mrs Deeks - Wednesday pm
Miss Winslade - Forest School



Ms Gahan (class teacher)



Mrs Redpath

Welcome Back

Arrival in the morning is to remain staggered. Year 1 children to come in through the main entrance at 8.40am and must be in ready for registration at 9.00am


Drop off

- ▶ Please try to adhere to your child(ren)'s drop off times. *These arrangements have been made to alleviate congestion outside the sites.* We realise that for parents who are dropping at multiple sites this may not be possible but your understanding and cooperation with *these arrangements are crucial* .
- ▶ Siblings can be dropped off at the same. *However, please use their designated gates for them to enter and exit by.*
- ▶ Please drop off your children at the gates, rather than coming onto site in the mornings. If you have any messages to pass on a member of staff will be available outside every morning. Alternatively, please email the school office or class teachers directly. Contact details for all staff are on the school website.

Communication

- Parents are asked to email officeinfo@northdowns.surrey.sch.uk with collection arrangements rather than emailing teachers.
- You must make contact with the office if your child is ill.
- If you need to contact me for any other reason then my email is:
 - louise.gahan@northdowns.surrey.sch.uk
 - Or write a note in your child's Reading Diary which is checked regularly.

Illness

- ▶ Please inform the office as soon as you can when your child is ill - there is an answerphone on the main school number
 - ▶ If your child has had sickness and/or diarrhoea they must remain away from school for 48 hours after the last bout
 - ▶ Please provide a note/email on their return
- 

What to bring in

Children will need to wear school uniform other than on days when they have PE. On these days we ask that the children come to school wearing their PE kit/tracksuit bottoms/sweatshirt.

Penguin PE days: **Monday pm and Friday am**

PE Kit needs to include...

- ▶ White t-shirt with logo
- ▶ Purple PE shorts
- ▶ Dark coloured jogging bottoms
- ▶ Hooded PE top (optional)
- ▶ Trainers with non-marking soles

Earrings must be taken out.

What to bring in

- **Named water bottle** in a school bag each day along with a **packed lunch if needed**.
- Outdoor clothing - which needs to include...

Outdoor Learning and Forest School

Children should have their **named** wellies and waterproofs in school all of the time.

On Forest school days, children should come dressed in jogging bottoms and trainers and will then put on their outdoor clothing over the top.

Curriculum

We recognise that Key Stage 1 is different from the Foundation Stage and therefore we aim to manage the transition from Reception to Year 1 in a gradual, staged approach, which allows the children to adapt during the first half of the Autumn Term.

The focus for this term as well as ensuring a smooth transition will be to identify any gaps in the children's knowledge.

During the first term children will be introduced to whole class teaching and working in larger groups to complete set tasks.

They will have access to the Year 1 outdoor area/classroom where adult led and independent activities will be organised each day to consolidate learning done in class.

They will start to experience more whole class teaching for longer periods of time as the term progresses.

Year 1 Timetable


	8:30-9:00	9:00-9:30	9:30-10:15	10:15-10:30	10:30-11:45		11:45-12:30	12:30-13:00	13:00-13:45	13:45-14:00	14:00-15:00
M O N	EMA Cutting and sticking	Register and Assembly	Maths	B R E A K	English (Reading)	MN	I C U Z D J	Phonics	Eco Field P.E	B R E A K	PSHE
T U E S	EMA Phonics mat	Register and Assembly	Outdoor classroom Maths		English (Reading)	MN		Phonics	Main Field Science		Science
W E D	EMA Maths games	Register and Assembly	Maths		English (Reading)	MN		Phonics	PPA RE/Music		PPA RE/Music
T H U R S	EMA Handwriting	Register and Assembly	Maths		English (Reading)	MN		Phonics	Main Field Geography/History		ICT
F R I	EMA reading	Register and Assembly	P.E		English	MN		Phonics	Art		Golden Time

Homework – Reading

- ▶ Reading tips (See diary)
 - ▶ Reading for understanding
 - ▶ Quality rather than quantity
 - ▶ If possible read every night
-
- ▶ Diaries - signed and dated; we ask just that the title and the date to be written down.
 - ▶ There is an additional column for KIRFs. Please can you just initial when your child has practised this.
 - ▶ Please ensure that diaries are in school every day.
 - ▶ Books will be changed on a Monday, Wednesday and Friday.

Maths

- 1) KIRFs - ([all on the website](#)) - looking for daily maths practise to go alongside daily reading.
- 2) Expectations about what needs to be covered in year 1 - [on website](#)
- 3) Calculation policy showing methods - [on website](#)
- 4) A glossary of vocabulary for each year group will be on website however we can recommend the Usborne Junior Illustrated Maths Dictionary as shown below.




English

Year 1



Writing Non-Negotiables (Minimum end of year expectations)

Grammar	Sentence Construction	Punctuation	Phonics (Letters and Sounds) & Spelling	Amount
<ul style="list-style-type: none"> Use 'and' to join sentences, making a compound sentence. <p>Understand the use of a question mark.</p>	<ul style="list-style-type: none"> Write first & last name with capital letters where needed. Write simple sentences. Use basic connectives such as 'and' / 'because'. 	<ul style="list-style-type: none"> Use capital letters at the start of a sentence & full stop at the end. To use finger spaces. Use capital letters for personal pronoun 'I' and for names. 	<ul style="list-style-type: none"> Read then spell words containing the 40 + phonemes. Attempt to spell using learnt phonemes unfamiliar/familiar words. Spell regular polysyllabic words e.g. snowball and sunhat. Spell Year 1 common exception words, days of the week and number words. 	<ul style="list-style-type: none"> At least five good quality sentences with evidence of the other four areas. 
Handwriting	<ul style="list-style-type: none"> Can form commonly used lower case letters in the correct direction, starting and finishing in the right place Able to form digits 0 to 9 Able to form capital letters Letters are more consistent in size and shape across the text Some ascenders/descenders are correctly formed 			




Be the best you can be, every day

Year 1 - Autumn 1

I can subitise to 10

Subitising is saying how many you see without counting.




Practical Activities

Here are some activities that you can try at home to develop your child's subitising skills:

- Quickly reveal small quantities of objects under a series of pots. The children must 'splat' the matching dot pattern or number plate with their hand or a fly swatter as fast as they can.
- Using fingers to subitise numbers. Play in pairs, one person calls numbers the other shows fingers then reverse (show fingers then call number)
- Use dice and 'say what you see' (cover quickly so children subitise not count)
- Download white rose app following this link <https://whiterosemaths.com/1-minute-maths> where children can practise subitising.
- Lots of subitising games can be found on youtube, such as this one <https://www.youtube.com/watch?v=ShutBmcuY3o>

More information and ideas can be found following this link <https://nrich.maths.org/14004>

Homework

- ▶ Homework will start after the autumn term; this will be assigned in a homework book.
 - ▶ Reading and KIRFS - every day
 - ▶ Homework - every Thursday due the following week, Wednesday. Could be English, Maths or Science/Topic based
- 

FONDS

- ▶ FONDS are important to our school!
- ▶ They need your help and support
- ▶ New volunteers - please sign up, DBS checks will need to be carried out.
- ▶ Year 1 Class Reps - Charlotte Bakrania (Ben's Mum)
- ▶ Holly Ciclitira (Casper's Mum)

One final request;
If permissions for photographs need to be amended then please could you let the office know.

Please do come and talk to me if you have any concerns;
My door is always open.

Thank you for listening.

