



North Downs Primary School

Welcome to Year 1

WELCOME TO PENGUIN CLASS!

Mrs Preston- Heard - Wednesday pm
Mrs Otterway - Forest School



Meet the
team!



Ms Gahan (class teacher)



Mrs Clinging


Welcome Back

Arrival in the morning is to remain staggered. Year 1 children to come in through the main entrance at 8.40am and must be in ready for registration at 9.00am


Drop off

- ▶ Please try to adhere to your child(ren)'s drop off times. ***These arrangements have been made to alleviate congestion outside the sites.*** We realise that for parents who are dropping at multiple sites this may not be possible but your understanding and cooperation with ***these arrangements are crucial***.
- ▶ Siblings can be dropped off at the same. ***However, please use their designated gates for them to enter and exit by.***
- ▶ Please drop off your children at the gates, rather than coming onto site in the mornings. If you have any messages to pass on a member of staff will be available outside every morning. Alternatively, please email the school office or class teachers directly. Contact details for all staff are on the school website.

Communication

- Parents are asked to email officeinfo@northdowns.surrey.sch.uk with collection arrangements rather than emailing teachers.
 - You must make contact with the office if your child is ill.
 - If you need to contact me for any other reason then my email is:
 - louise.gahan@northdowns.surrey.sch.uk
 - Or write a note in your child's Reading Diary which is checked regularly.
- 

Illness

- ▶ Please inform the office as soon as you can when your child is ill - there is an answerphone on the main school number
 - ▶ If your child has had sickness and/or diarrhoea they must remain away from school for 48 hours after the last bout
 - ▶ Please provide a note/email on their return
- 

What to bring in

Children will need to wear school uniform other than on days when they have PE. On these days we ask that the children come to school wearing their PE kit/tracksuit bottoms/sweatshirt.

Penguin PE days: **Tuesday and Friday am**

PE Kit needs to include...

- ▶ White t-shirt with logo
- ▶ Purple PE shorts
- ▶ Dark coloured jogging bottoms
- ▶ Hooded PE top (optional)
- ▶ Trainers with non-marking soles

Earrings must be taken out.

What to bring in

- **Named water bottle** in a school bag each day along with a **packed lunch if needed**.
- Outdoor clothing - which needs to include...

Outdoor Learning and Forest School

Children should have their **named** wellies and (waterproofs) in school all of the time.

LotC will be on Wednesday morning.

On Forest school days, children should come dressed in jogging bottoms and trainers and will then put on their outdoor clothing over the top.

A letter will go out to parents with groups and dates when Forest School starts.



Curriculum


We recognise that Key Stage 1 is different from the Foundation Stage and therefore we aim to manage the transition from Reception to Year 1 in a gradual, staged approach, which allows the children to adapt during the first half of the Autumn Term.

The focus for this term as well as ensuring a smooth transition will be to identify any gaps in the children's knowledge.

During the first term children will be introduced to whole class teaching and working in larger groups to complete set tasks.

They will have access to the Year 1 outdoor area/classroom where adult led and independent activities will be organised each day to consolidate learning done in class.

They will start to experience more whole class teaching for longer periods of time as the term progresses.



Year 1 Timetable (Supervised activities by TA.)


	8:30-9:00	9:00-9:30	9:30-10:15	10:15-10:30	10:30-11:15am TA break 10:30-10:45am)	11:15-11:45	11:45-12:30	12:40-1:30pm Lunch 12:40-1:00pm	13-14:00		14:00-15:00
M O N	Child initiated	Assembly	English (Input 15mins) T=Grp1, TA=Grp2, I=Grp 3	W E D N E S D A Y	Maths (15mins) T=Grp 2 TA=Grp 3 Ind=Grp 1	Phonics	T U R S D A Y	Science Input (15mins) Table set for week	T: Guided Read C.I.A	F R I D A Y	MN CIA
T U E S	Child initiated	WC Phonics	PE Hall gym		Maths (15mins) T=Grp 3 TA=Grp 1 Ind=Grp 2	Shared Reading Bug Club		Art/ DT Input Table set for week	T: Guided Read C.I.A		MN CIA
W E D	Child initiated	WC Phonics	English (Input 15mins) T=Gr 2, TA=Grp 3, I=Grp 1		Maths (15mins) WC T=Grp 1 TA=Grp 2 Ind=Grp 3	(Adult helper)		RE Table set for week	C.I.A		Music
T H U R S	Child initiated	PSHE (Outdoor classroom)	English (Input 15mins) WC: T=Grp 3, TA=Grp 1, I=Grp 2		Maths (15mins) WC Whiteboard w.c.	Phonics		Geography Table set for week	T: Guided Read C.I.A		MN CIA
F R I D	Child initiated	Assembly	PE Outside/games		English (Input 15mins) WC	Phonics Language session		Computing Table set for week	T: Guided Reading C.I. A		Pengals C.I.A

Homework – Reading

- ▶ Reading tips (See diary)
- ▶ Reading for understanding
- ▶ Quality rather than quantity
- ▶ If possible read every night
- ▶ Diaries – signed and dated; we ask just that the title and the date to be written down.
- ▶ There is an additional column for KIRFs. Please can you just initial when your child has practised this.
- ▶ Please ensure that diaries are in school every day.
- ▶ Books will be changed on a Monday, Wednesday and Friday.
- ▶ Monday and Wednesday they will bring home a Bug Club decodable book; Friday the corresponding colour banded ORT to provide reading experience across different schemes.
- ▶ Bug Club online book allocations will be updated at the end of each term to support reading over the holidays.

Maths

- 1) KIRFs - ([all on the website](#)) - looking for daily maths practise to go alongside daily reading.
- 2) Expectations about what needs to be covered in year 1 - [on website](#)
- 3) Calculation policy showing methods - [on website](#)
- 4) A glossary of vocabulary for each year group will be on website however we can recommend the Usborne Junior Illustrated Maths Dictionary as shown below.






Be the best you can be, every day

Year 1 - Autumn 1

I can subitise to 10

Subitising is saying how many you see without counting.



Practical Activities

Here are some activities that you can try at home to develop your child's subitising skills:

- Quickly reveal small quantities of objects under a series of pots. The children must 'splat' the matching dot pattern or number plate with their hand or a fly swatter as fast as they can.
- Using fingers to subitise numbers. Play in pairs, one person calls numbers the other shows fingers then reverse (show fingers then call number)
- Use dice and 'say what you see' (cover quickly so children subitise not count)
- Download white rose app following this link <https://whiterosemaths.com/1-minute-maths> where children can practise subitising.
- Lots of subitising games can be found on youtube, such as this one <https://www.youtube.com/watch?v=Shut8mcuY3o>


More information and ideas can be found following this link
<https://nrich.maths.org/14004>

English

Year 1



Writing Non-Negotiables (Minimum end of year expectations)

Grammar	Sentence Construction	Punctuation	Phonics (Letters and Sounds) & Spelling	Amount
<ul style="list-style-type: none"> Use 'and' to join sentences, making a compound sentence. <p>Understand the use of a question mark.</p>	<ul style="list-style-type: none"> Write first & last name with capital letters where needed. Write simple sentences. Use basic connectives such as 'and' / 'because'. 	<ul style="list-style-type: none"> Use capital letters at the start of a sentence & full stop at the end. To use finger spaces. Use capital letters for personal pronoun 'I' and for names. 	<ul style="list-style-type: none"> Read then spell words containing the 40 + phonemes. Attempt to spell using learnt phonemes unfamiliar/familiar words. Spell regular polysyllabic words e.g. snowball and sunhat. Spell Year 1 common exception words, days of the week and number words. 	<ul style="list-style-type: none"> At least five good quality sentences with evidence of the other four areas. 
Handwriting	<ul style="list-style-type: none"> Can form commonly used lower case letters in the correct direction, starting and finishing in the right place Able to form digits 0 to 9 Able to form capital letters Letters are more consistent in size and shape across the text Some ascenders/descenders are correctly formed 			

Children will earn house points for good work, behaviour, attitude and helpfulness.

They will also be rewarded with stickers and gold stickers in books for good work.


In addition we have a handwriting King or Queen crowned weekly for careful work.

Certificate assembly is on Thursdays for Key stage 1.


This is when children have the opportunity to share with Year 1 and 2 any rewards, medals and certificates they may have been awarded in or outside school. We ask that these be recent awards.

Teachers will be awarding 2 people each week for a certificate for good work and behaviour in class.


A rainbow ticket will be awarded each day to someone who has shown real kindness and respect to adults and peers.



Homework

- ▶ Homework will start after the autumn term; this will be assigned in a homework book.
 - ▶ Reading and KIRFS - every day
 - ▶ Common Exception words to be learnt each week. There will be four a week stuck in homework books.
 - ▶ Homework - every Thursday due the following week, Wednesday. Could be English, Maths or Science/Topic based
- 

FONDS

- ▶ FONDS are important to our school!
 - ▶ They need your help and support
 - ▶ New volunteers - please sign up, DBS checks will need to be carried out.
 - ▶ Year 1 Class Reps - Mrs Barnard and Mrs Lamacraft
- 

One final request;
If permissions for photographs need to be
amended then please could you let the office
know.

Please do come and talk to me if you have any
concerns;
My door is always open.

Thank you for listening.

